



# LED Signs & Signals for *Overhead Doors*

**Signal-Tech**


LED Directional Signs & Signals

# Commercial Applications

## Certified Service

**“Promote safety by adding signage to each overhead door installation.”**

Use our LED signs to direct drivers to open service or wash bays, maintain a safe workplace for employees and truck drivers at loading docks and warn pedestrians of vehicles entering or exiting a private garage or other controlled access area.



**X | Down Arrow**  
18" h × 18" w × 2½" d  
ID#: 5492  
ID#: 30130 **12-24VDC**



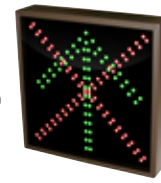
**X | Down Arrow**  
10" h × 10" w × 2½" d  
ID#: 45658  
ID#: 47836 **12-24VDC**



**X | Up Arrow**  
10" h × 10" w × 2½" d  
ID#: 47642  
ID#: 47632 **12-24VDC**



**X | Down Arrow**  
12" h × 12" w × 2½" d  
ID#: 7577  
ID#: 30070 **12-24VDC**



**X | Up Arrow**  
12" h × 12" w × 2½" d  
ID#: 9895  
ID#: 31681 **12-24VDC**

### Our signs are:

- Controlled by software, switch or dry contact relay
- Available in 120-277VAC or 12-24VDC
- Backed by an industry leading warranty



**Right Pedestrian Symbol**  
16" h × 12" w × 2½" d  
ID#: 39857



**Left Pedestrian Symbol**  
16" h × 12" w × 2½" d  
ID#: 38392



**CAUTION VEHICLE EXITING**  
14" h × 18" w × 2½" d  
ID#: 5062  
ID#: 33392 **12-24VDC**



**CAUTION VEHICLE EXITING (Double Faced Cabinet)**  
14" h × 18" w × 5½" d  
ID#: 10399  
ID#: 33645 **12-24VDC**



**CAUTION VEHICLE EXITING**  
14" h × 18" w × 2¼" d  
ID#: 38986  
ID#: 51164 **12-24VDC**



**CAUTION VEHICLES EXITING (Double Faced Cabinet)**  
14" h × 18" w × 5½" d  
ID#: 39390  
ID#: 42969 **12-24VDC**

# Signal-Tech

877-547-9900




# Industrial Applications



14" h x 7" w x 2 1/2" d (Vertical)  
ID#: 19824  
ID#: 42300 **12-24VDC**

**Indicator Dot | X**  
7" h x 14" w x 2 1/2" d (Horizontal)  
ID#: 21518  
ID#: 30234 **12-24VDC**



14" h x 7" w x 2 1/2" d (Vertical)  
ID#: 5440  
ID#: 30126 **12-24VDC**

**Double Indicator Dots w/o Hoods**  
7" h x 14" w x 2 1/2" d (Horizontal)  
ID#: 10893  
ID#: 33103 **12-24VDC**



14" h x 7" w x 2 1/2" d (Vertical)  
ID#: 5439  
ID#: 30128 **12-24VDC**

**Double Indicator Dots w/ Hoods**  
7" h x 14" w x 2 1/2" d (Horizontal)  
ID#: 7383  
ID#: 33826 **12-24VDC**



14" h x 7" w x 6" d (Vertical)  
ID#: 50937  
ID#: 51592 **12-24VDC**

**LED Traffic Controller**  
7" h x 14" w x 6" d (Horizontal)  
ID#: 52170  
ID#: 51593 **12-24VDC**



**DO NOT EXIT**  
7" h x 34" w x 2 1/4" d  
ID#: 28505



**SLOW DOWN**  
7" h x 34" w x 2 1/4" d  
ID#: 49877



**DO NOT ENTER**  
7" h x 34" w x 2 1/2" d  
ID#: 6104



**DO NOT ENTER**  
7" h x 34" w x 2 1/4" d  
ID#: 25932



**STOP**  
7" h x 18" w x 2 1/2" d  
ID#: 5918



**OPEN | FULL**  
7" h x 18" w x 2 1/2" d  
ID#: 5898



**READY FOR LOADING**  
7" h x 18" w x 2 1/4" d  
ID#: 49706



**ENTER | EXIT**  
7" h x 18" w x 2 1/2" d  
ID#: 5894



**OPEN | CLOSED**  
7" h x 18" w x 2 1/2" d  
ID#: 5887

## Did you know...?

We believe in American workers. Our products are proudly engineered, assembled and tested in Erie, PA.

# We do **MORE** than you think...

Let us manufacture a sign that meets **your** unique requirements.

Personalize **your** design with customized selections:

- Message wording, color and font style
- Illumination style – direct-view or backlit
- Custom paint color and finish – including PMS color matching
- Full color graphics and symbols, including PMS color matching for logo branding

Optional Accessories:

- Beacon strobe
- Piezo alarm
- Flasher

## Signal-Tech

*LED Directional Signs & Signals*

4985 Pittsburgh Avenue • Erie, Pennsylvania 16509  
Toll Free: **877/547-9900** • Fax: **814/835-2300**

**signal-tech.com**

Copyright © 2021 Signal Technologies, Inc.