



The Signal-Tech REBEL™ Display Series

THE **REBEL**™

The Rebel™ Display Series with the Signal-Tech Sign Control Software

It's easy to setup and simple to operate. This outdoor, programmable message sign is ideal for communicating with pedestrians as well as traffic moving at slow to moderate speeds.

Features and Benefits

The Signal-Tech Sign Control Software

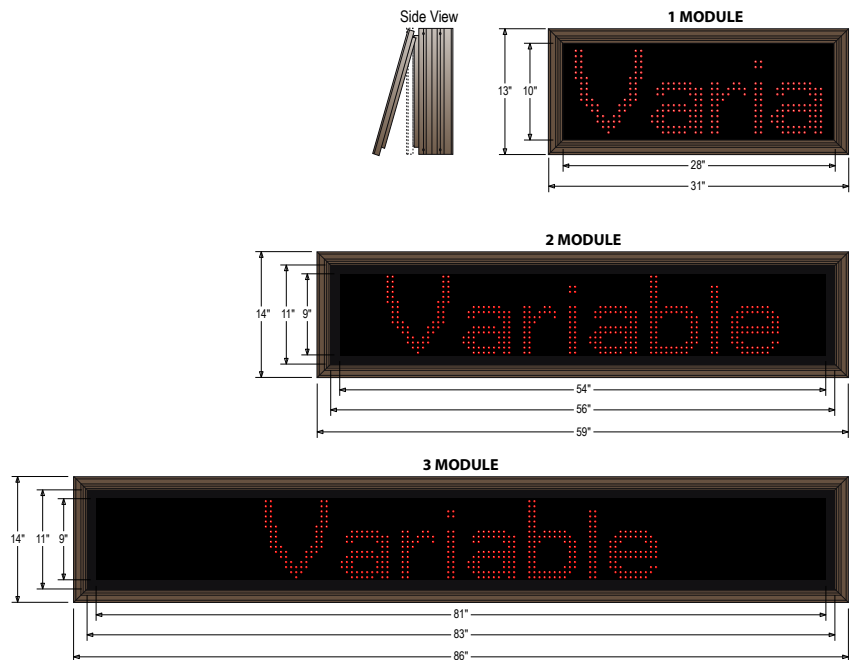
- Hinged face for easy installation
- VMS Rebel signs can be programmed to display any monochrome message using preloaded fonts and symbols
- Software changes the message or blanks the sign automatically based on perpetual schedules or RedStorm™ capacity data
- Can display specific zone counts when used with a RedStorm™ System
- Provides an easy message editor with a live preview
- Supports date and time message
- Supports animated messages; including scrolling, paging, and blinking
- Open open-source protocol for integration with 3rd-party systems
- Compatible with Windows 10 or higher

System Requirements for the Signal-Tech Sign Control Software

Server Grade PC (not included) with:

- Power backup running Windows 10® or Windows Server 2012 or higher
- 8GB RAM and 128GB of hard drive space
- Ethernet
- DHCP enabled

The Rebel™ Modules 1-2-3 Red or Amber



	13" x 31" x 5.5" 1 MODULE			13" x 58" x 5.5" 2 MODULE			13" x 85" x 5.5" 3 MODULE		
Product # (LED Color)	40386 (Amber) 39909 (Red)			40384 (Amber) 40360 (Red)			40075 (Amber) 40383 (Red)		
Display Size	10"H x 28"L 16 x 48 Pixel Display 14 mm Pixel Pitch			10"H x 55"L 16 x 96 Pixel Display 14 mm Pixel Pitch			10"H x 82"L 16 x 144 Pixel Display 14 mm Pixel Pitch		
Weight (lbs.)	26lbs.			46lbs.			65lbs.		
Power (Watts)	34			66			100		
Amps @ 120 VAC	0.28A			0.55A			0.83A		
Character Height (Inches)	3.5"	3.5"	8.5"	3.5"	3.5"	8.5"	3.5"	3.5"	8.5"
Number of Lines	One	Two	One	One	Two	One	One	Two	One
Characters per Line	8	8	4	16	16	8	24	24	12
Viewing Distance (Est.)	200'	200'	400'	200'	200'	400'	200'	200'	400'
View 25mph (Est. Seconds)	5.5	5.5	10.9	5.5	5.5	10.9	5.5	5.5	10.9
View 35mph (Est. Seconds)	3.9	3.9	7.8	3.9	3.9	7.8	3.9	3.9	7.8
View 45mph (Est. Seconds)	3.0	3.0	6.1	3.0	3.0	6.1	3.0	3.0	6.1
View 55mph (Est. Seconds)	2.5	2.5	5.0	2.5	2.5	5.0	2.5	2.5	5.0

Measurements are approximate. For precise measurements, request a Signal-Tech drawing. All products and features are subject to change without notice.

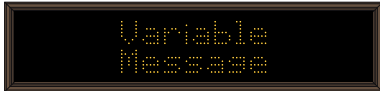
The Rebel™ Display Options

One Line of 8" High Characters Shown

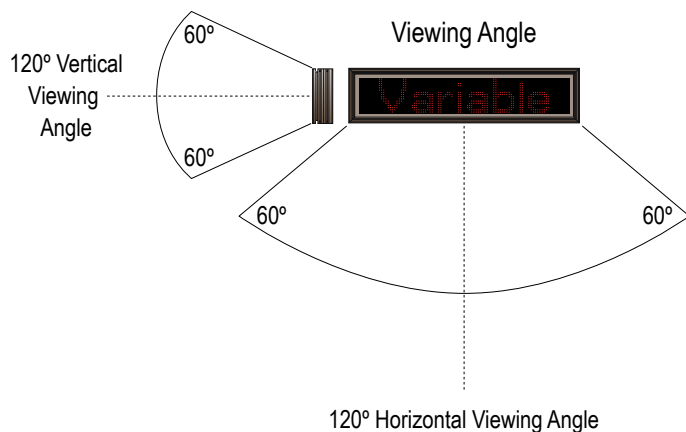
Front View



Two Lines of 3.5" High Characters Shown



One Line of 3.5" High Characters Shown



Specifications

Pixel Pitch: 14mm; 459 pixels per sq. ft.

Color Capability: Red or Amber LED monochrome message display

LED Life Expectancy: 100,000+ hours

Viewing Angle: 120° cone

Contrast Enhancement: Matte finish, smoked impact modified acrylic

Service Access: Front hinged access

Control Software: Signal-Tech Sign Control Software

Power: Universal Input (120-240 VAC), single phase

Communication: TCP/IP (Ethernet) or RS-485 (Serial)

Compliance Information: UL/cUL Listed for wet locations

Warranty: 1 year

Features and Benefits cont.

Visibility

- 3.5"H and 8.5"H characters viewable from 200' and 400', respectively
- Wide-angle LEDs ensures off-center viewing
- Super-bright LEDs guarantee readability in direct sunlight
- Contrast enhancing polycarbonate face reduces glare and enhances message readability

Communication

- TCP/IP (Ethernet) or RS-485 (Serial) for legacy systems
- Open source protocol supports interface with third-party control software

Protection and Maintenance

- Weather and corrosion-resistant aluminum cabinet for maximum durability
- Conformal coating protects electronic components from outside elements including dust
- Hinged cabinet face provides easy entry to sign for installation and maintenance
- UL/cUL Listed for wet locations

Mounting

Mounting options include wall mount, recessed mount, ceiling mount, angle mount and double post mount.

Signal-Tech

Visit us online at
www.signal-tech.com
or call 1-877-547-9900
to learn more.

Expand your opportunities. Get more.

5 Reasons to Choose Signal-Tech for Your Signage Needs

- Quickest lead-time in the industry
- Endless custom options without the custom price
- A warranty you can rely on
- Interactive website with online ordering
- Personalized services



For more information, visit us online at www.signal-tech.com or call one of our knowledgeable sales staff toll free at 1-877-547-9900.

Signal-Tech

4985 Pittsburgh Avenue • Erie, PA 16509-6206 • Toll Free: 877-547-9900
Local: 814-835-3000 • Fax: 814-835-2300 • www.Signal-Tech.com