

PRODUCT ID: 19875

Outdoor Blank-out LED Direct-view Sign

MODEL

TCL2222RA-E044/120-277VAC



DIMENSIONS

22" H x 22" W x 2.5" D (est. 13.554 lbs)

CLASS

CLASS: TCL Series

Control Method: Switch (not included) or external relay.

CONSTRUCTION

Back Construction: 0.050" Lift-n-Shift Back

Cabinet: 1-piece, corrosion resistant, extruded aluminum frame, 2.5" deep.

Face Material: 1/8" impact resistant, smoke-tinted polycarbonate (5109)

Faces: Single Faced Sign

Finish: Duranodic Bronze

Mounting Channel: None

ELECTRICAL

Flashing: Not Included

Input Voltage: 120-277 VAC

Photodimming: None

UL/cUL Listed: Listed for wet locations

MESSAGE

Illumination: Super bright direct view LEDs. Message blanks out when off.

Sign Messages: See message table below

MESSAGE	LED/COLOR	HEIGHT	AMPS
STOP w/ Octagon	Red Wide Angle LED	19.25"	0.123-0.053
Caution Symbol	Amber Wide Angle LED	15.3"	0.069-0.030

NOTE: Above messages are independently controlled.

Signal-Tech

4985 Pittsburgh Ave.

Erie, PA 16509

Phone: (877) 547-9900

Fax: (814) 835-2300

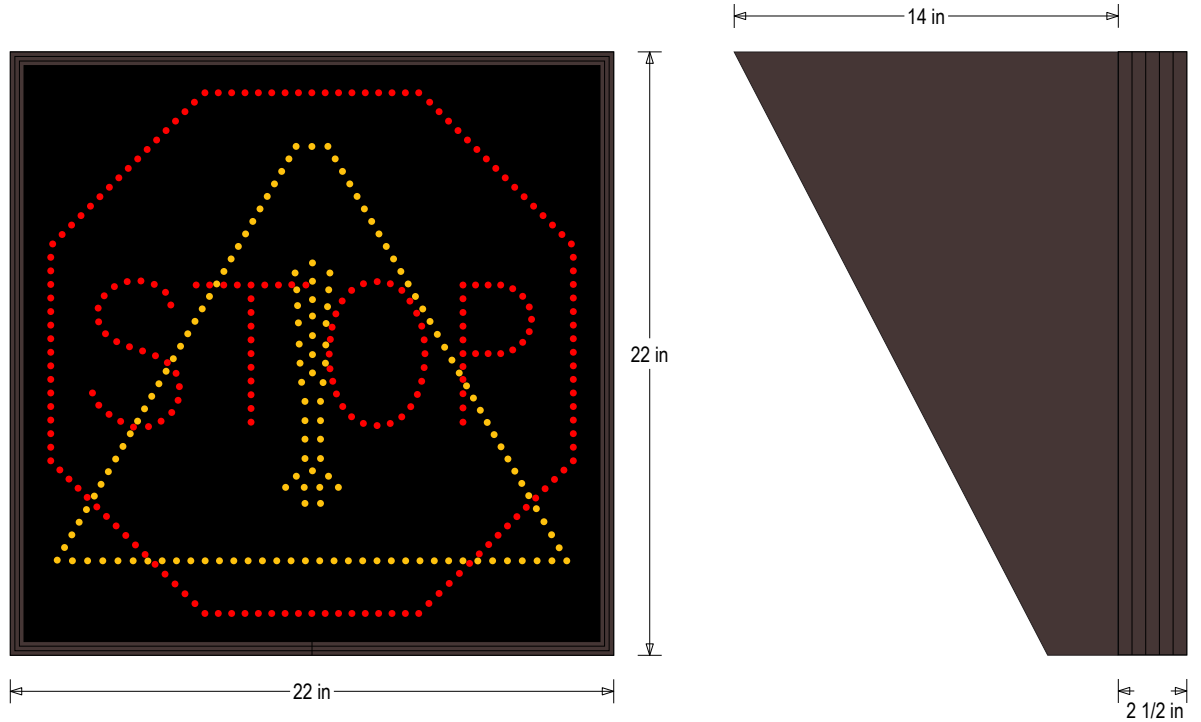
Email: sales@signal-tech.com

Website: www.signal-tech.com





Product View

NOTE: Sign image may not exactly represent the finished product. For illustration purposes only.



Sample Display Options



Frame Detail

