

# PRODUCT ID: 21518

## Outdoor Blank-out LED Direct-view Sign

### MODEL

TCL714GR-E033/120-277VAC



### DIMENSIONS

7" H x 14" W x 2.5" D (est. 4.495 lbs)

### CLASS

CLASS: TCL Series

Control Method: Switch (not included) or external relay.

### CONSTRUCTION

Back Construction: 0.050" Lift-n-Shift Back

Cabinet: 1-piece, corrosion resistant, extruded aluminum frame, 2.5" deep.

Face Material: 1/8" impact resistant, smoke-tinted polycarbonate (5109)

Faces: Single Faced Sign

Finish: Duranodic Bronze

Mounting Channel: None

### ELECTRICAL

Flashing: Not Included

Input Voltage: 120-277 VAC

Photodimming: None

UL/cUL Listed: Listed for wet locations

### MESSAGE

Illumination: Super bright direct view LEDs. Message blanks out when off.

Sign Messages: See message table below

MESSAGE	LED/COLOR	HEIGHT	AMPS
Green Indicator Dot	Green Wide Angle LEDs	3.625"	0.031-0.013
X	Red Wide Angle LEDs	3.125"	0.009-0.004

NOTE: Above messages are independently controlled.

### Signal-Tech

4985 Pittsburgh Ave.

Erie, PA 16509

Phone: (877) 547-9900

Fax: (814) 835-2300

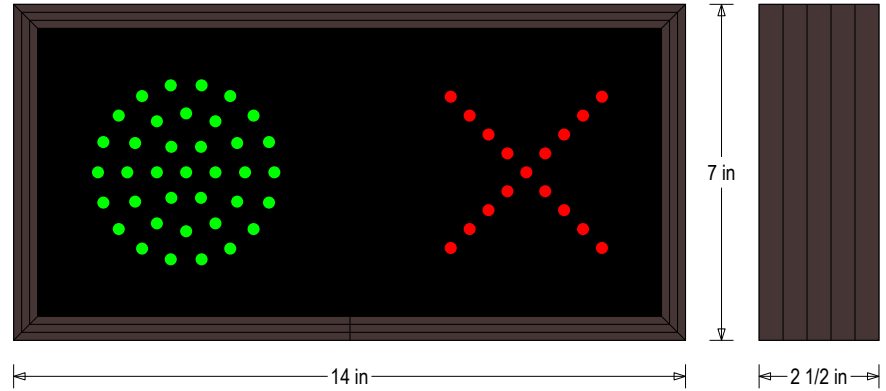
Email: sales@signal-tech.com

Website: www.signal-tech.com

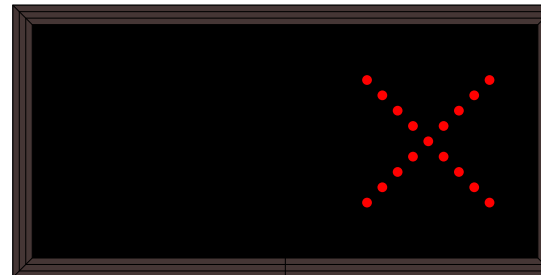
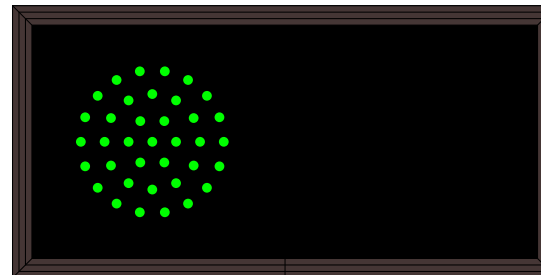


## Product View

NOTE: Sign image may not exactly represent the finished product. For illustration purposes only.



### Sample Display Options



### Frame Detail

