

**PRODUCT ID: 3002**  
Recessed Frame

**MODEL**  
RF1426

**DIMENSIONS**  
17" H x 29" W x 2" D (est. 6.347 lbs)

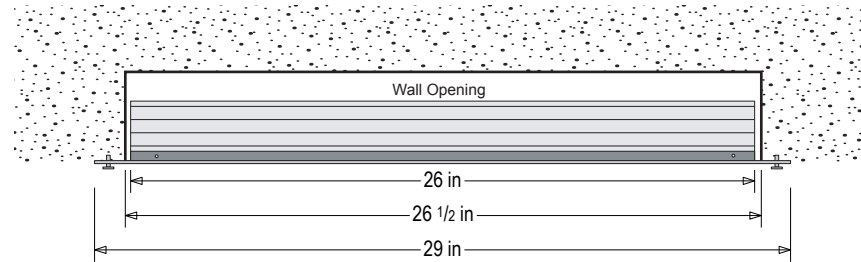
**CONSTRUCTION**  
Finish: Duranodic Bronze  
Material: Formed 1/8" CNC routed aluminum. Holes for mounting sign pre-drilled.

**INSTALLATION**  
Note: Wall opening should be 0.5" larger than sign OD

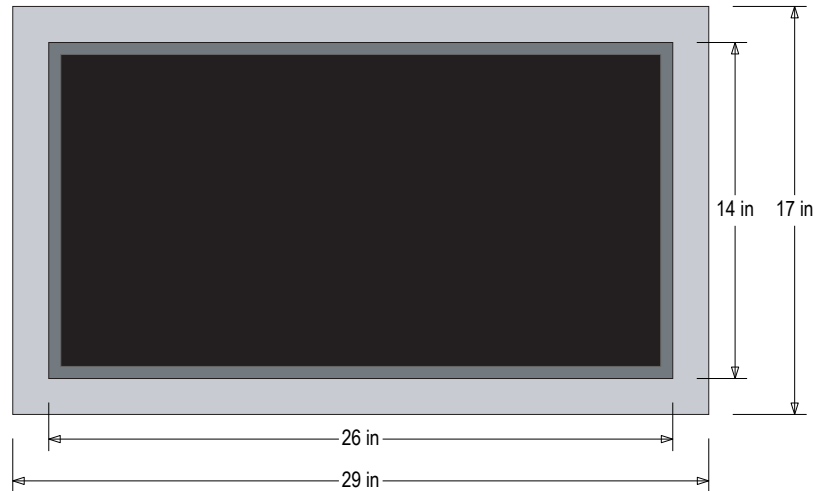
**Product View**

NOTE: Sign image may not exactly represent the finished product. For illustration purposes only.

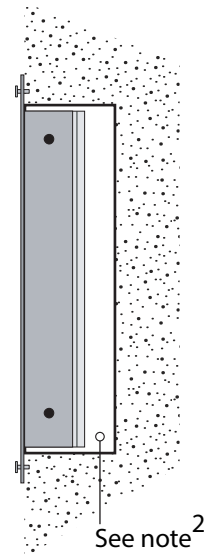
TOP VIEW



FRONT VIEW



SIDE VIEW



**Signal-Tech**  
4985 Pittsburgh Ave.  
Erie, PA 16509  
Phone: (877) 547-9900  
Fax: (814) 835-2300  
Email: sales@signal-tech.com  
Website: www.signal-tech.com



Note<sup>2</sup>: Allow clearance behind sign per local code or per electrical fittings.