



When you think signs, **think Signal-Tech!**



Moving Parking in the Right Direction **LED Parking Signage**

Signal-Tech
LED Directional Signs & Signals

▪ **TCL Series**

Blank-Out, Direct-View LED Signs

Point automobile drivers in the right direction with bright LED signs at entrances, exits, and throughout the garage or lot. Illuminated wayfinding and traffic control signage reduces congestion by eliminating directional confusion.

Brightly lit, direct-view LED signs are viewable in all lighting conditions, can be used to designate entry and exit points and specialized parking areas, and for changeable lane control.

When sign space is limited, use this unique technology to superimpose up to three messages in a single sign. Single and multiple side-by-side and stacked message signs are also available.

Signal-Tech

Direct-view LEDs that Truly Dazzle & Shine.



**Click here to discover
more about the:**

TCL Series

Blank-out Direct-view LED Signs

877-547-9900



Signal-Tech TCL Signs are:

Durable – Extruded aluminum cabinet with a lift'n shift back for easy wall mount installation

Customizable – Any message, and choose from 5 super-bright, direct-view LED colors

Visibility – Highly viewable day or night and "blanks out" or extinguishes when off

Overlaid Messages – Up to 3 messages can be overlaid in the same area for less cost than a true variable message sign

Warranty – Includes a 5 Year warranty with each sign

Did you know...

The TCL Series is capable of overlaying multiple different messages and colors in the same space, giving you the flexibility to change your message based on need.

■ **TCL Series**
Blank-Out, Direct-View LED Signs



Signal-Tech

877-547-9900



▪ PHX Series

Outdoor, Blank-Out, LED Backlit Signs

Locating the parking entrance or exiting the parking facility can be just as frustrating and confusing as trying to find the right parking spot.

The block letter styling of the PHX LED Backlit Series is sharp and easy to read. The sign message is readable even on the sunniest days, without a visor!

Designed with the same high-powered LEDs used in new car headlights, it's the Green choice in outdoor, backlit signage.

Signal-Tech

Backlit LED Signs: Smarter, Brighter, and Greener!



***Click here to discover
more about the:***

PHX Series

Outdoor Blank-out LED Backlit Signs

877-547-9900



Signal-Tech PHX Signs are:

Visible – Guaranteed viewable in direct sunlight

Customizable – Any message, or graphic

Disappears – Message blanks-out completely when off

Backlit Graphics – Illuminated with energy-efficient, super-bright LEDs

Durable – Designed for outdoor use and high-vibratory conditions

Warranty – Includes a 5 Year warranty with each sign

Did you know...

Our PHX Series is useful for situations where you have changeable messages. In the off state the message extinguishes or blanks-out completely so there is no questioning your sign.

- **PHXF Series**
Outdoor, LED Backlit Signs

Full-face, illuminated signs ensure your message is readable in all lighting conditions. It has a block-letter-style message panel and is ideal for images, logos, or symbols. The sign's message is viewable in daylight conditions and illuminates to optimize readability and provide emphasis in low-light conditions.

The sign cabinet is constructed of corrosion-resistant aluminum and features our unique Lift'N Shift™ back for wall mounting. Ceiling, post, and recessed mounting brackets are available.

Backlit LED Signs Ideal for **Logos & Symbols.**



**Click here to discover
more about the:**
PHXF Series
Outdoor LED Backlit Signs

Signal-Tech

877-547-9900



Signal-Tech PHXF Signs are:

Visible – Guaranteed viewable in direct sunlight

Customizable – Any message or graphic

Always Visible – Message is always viewable, even when off

Backlit Graphics – Illuminated with energy-efficient, super-bright LEDs

Durable – Designed for outdoor use and high-vibratory conditions

Warranty – Includes a 5 Year warranty with each sign

Did you know...

The messages on our PHXF Series are always visible, whether the sign is on or off. This makes them suitable for conditions that never change.

■ RGB Series

Smart Sign RGB Rebel Matrix Displays

Ideal for displaying changeable parking rates, special event rates, and directional parking instructions. Signal-Tech Sign Control Software (sold separately) controls the Smart Sign RGB VMS Rebel Series signs. It uses the software to allow you to display user-programmed messages or run a perpetual weekly schedule that displays specific messages at user-set days and times.

**THE RGB VMS
REBEL™**

These signs are available with an 11mm or 5.5mm pixel pitch and four sizes - up to 128". They are engineered for outdoor use with a durable extruded aluminum cabinet with a hinged face.

Signal-Tech



RGB Variable Message Matrix LED Displays



**Click here to discover
more about the:**

RGB Series

Smart Sign RGB Rebel Matrix Displays

877-547-9900



Signal-Tech RGB Signs are:

Rugged – Extruded aluminum cabinet with hinged front face(s) for easy installation

Customizable – Display any message or graphic

Pixel Pitch – Available two pixel pitches - 11mm and 5.5mm

Viewing Distance – 3½" H and 8½" H characters are viewable from 200 ft & 400 ft, respectively

4 Sizes – Choose from 48", 64", 96", 128" cabinet widths

Warranty – Includes a 1 Year warranty with each sign

Did you know...

Our RGB Rebel VMS Series is compatible with our Smart Sign Software which enables scheduling and remote controlling of signs from anywhere you have an internet connection

■ **VMS Series** *Smart Sign Rebel Matrix Displays*

Ideal for displaying changeable parking rates, special event rates, and directional parking instructions. Signal-Tech Sign Control Software (sold separately) controls the Smart Sign VMS Rebel Series signs. It uses the software to allow you to display user-programmed messages or run a perpetual weekly schedule that displays specific messages at user-set days and times.

Available in either red or amber LEDs with a 14mm pixel pitch. They come in three different sizes and are engineered for outdoor use with a durable extruded aluminum cabinet with a hinged face and conformal coated circuitry.

THE **REBEL**™

Signal-Tech

Single Color, Changeable Message Displays.



**Click here to discover
more about the:**

VMS Series
Smart Sign Rebel Matrix Displays

877-547-9900



Signal-Tech VMS Signs are:

Rugged – Extruded aluminum cabinet with hinged face(s) for easy installation

Customizable – Display any message

LED Colors – LEDs are available in red or amber

Viewing Distance – 3½" H and 8½" H characters are viewable from 200 ft & 400 ft, respectively

3 Sizes – Choose from 31", 58" and 85" cabinet widths

Warranty – Includes a 1 Year warranty with each sign

Did you know...

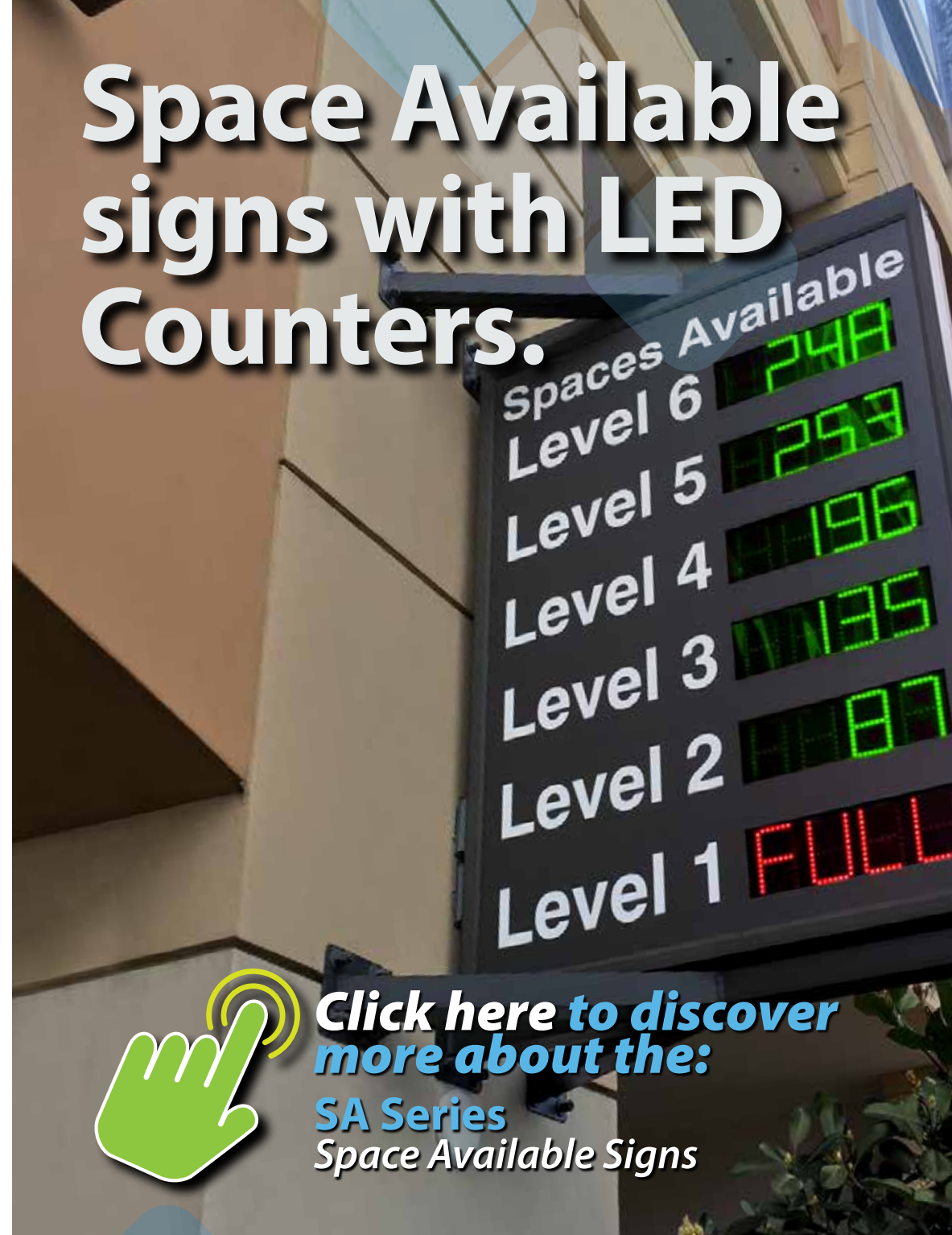
Our Rebel VMS Series is compatible with our Smart Sign Software which enables scheduling and remote controlling of signs from anywhere you have an internet connection

■ SA Series *Space Available Signs*

Engineered to withstand the elements. Cabinets consist of an extruded aluminum frame and an aluminum panel with routed windows. The inside of the cabinet is treated with a moisture-absorbing coating to prevent condensation. Each Space Available sign includes an easy open, hinged face panel so there's no disassembly required on the job site to make the final wiring connections.

We use a sign-in-sign construction to protect the LED count signs from the environment and multiple count signs are pre-wired to simplify installation.

Space Available signs with LED Counters.



Click here to discover more about the:

SA Series
Space Available Signs

Signal-Tech

877-547-9900



Signal-Tech SA Signs are:

Rugged – Extruded aluminum cabinet with hinged face(s) for easy installation

Customizable – Any message, graphic, or paint color

Counters – LED 7-Segment counters in red and green

Level Counts – Displays level-by-level counts and can also display "FULL" in red LEDs and "OPEN" in green LEDs

Sizes – Cabinet sizes typically dictated by number of levels

Warranty – Includes a 5 Year warranty with each sign

Did you know...

Our Space Available signs are available in custom shapes and sizes and with toppers and skirts. Custom paint colors, printed faces, and reflective vinyl are also available.

■ **RLB Series**

Round, Outdoor, Backlit Signs

Locating a parking facility in congested and confusing urban areas is hard! Strategically placing our RLB Series signs near a parking facility's entrance helps motorists find convenient parking.

The signs can be single- or double-faced, and the graphics of these signs are completely customizable - displaying any text, logo, or graphic on UV-resistant, matte finish, high-impact acrylic. They are always visible, but visibility is enhanced while they are illuminated.

Designed with the same high-powered LEDs used in new car headlights, it's the Green choice in outdoor, backlit signage for parking facilities.

Signal-Tech

Attention Grabbing Round, Backlit LED Signs!



***Click here to discover
more about the:***

RLB Series
Round Outdoor Backlit Signs

877-547-9900



Signal-Tech RLB Signs are:

Customizable – Any message, graphic, or paint color

Ready to Install – Just mount and apply power, includes wall mount

Backlit – Illuminated with energy-efficient, super-bright LEDs

3 Sizes – Choose from 24", 30" and 36" diameter cabinet sizes

Warranty – Includes a 5 Year warranty with each sign

Did you know...

Our RLB signs can be designed with any message or image from a Parking "P" to primary address identification making it easy to draw attention to your facility.

▪ **VDS Series** *Vehicle Detection System*

The Vehicle Detection System is a simple solution that promotes pedestrian safety and deters vehicle-pedestrian accidents by activating a sign to alert pedestrians of an approaching vehicle. It is made of up to five unique components:

- Sensor
- Control Module
- Signage
- Auxillary Visual Alerts
- Audio Accessories

In addition to the system's two primary components (Sensor and Control Module), the system is made complete with the addition of three optional pieces: Signage, Auxiliary Visual Alerts, and Audio Accessories. Installing these add-on components will maximize the system's ability to protect both pedestrians and motorists.

Signal-Tech

Detect Vehicles to Promote Pedestrian Safety!



**Click here to discover
more about the:**

VDS Series
Vehicle Detection System

877-547-9900



Signal-Tech VDS System is:

VDS Control Module – The brains behind the system that allows accessories to be added to it to make a whole system

Sensor – Specially designed to detect vehicles and not people

Signage – Choose from stock message signs or design your own sign

Visual Alert – Optional strobes and flashers can be added

Audio Alert – Choose from a buzzer, a chirp, or a spoken word warning that matches your sign's message

Warranty – 1 Year



Did you know...

Our VDS system can be customized with direct-view or backlit LED signs.

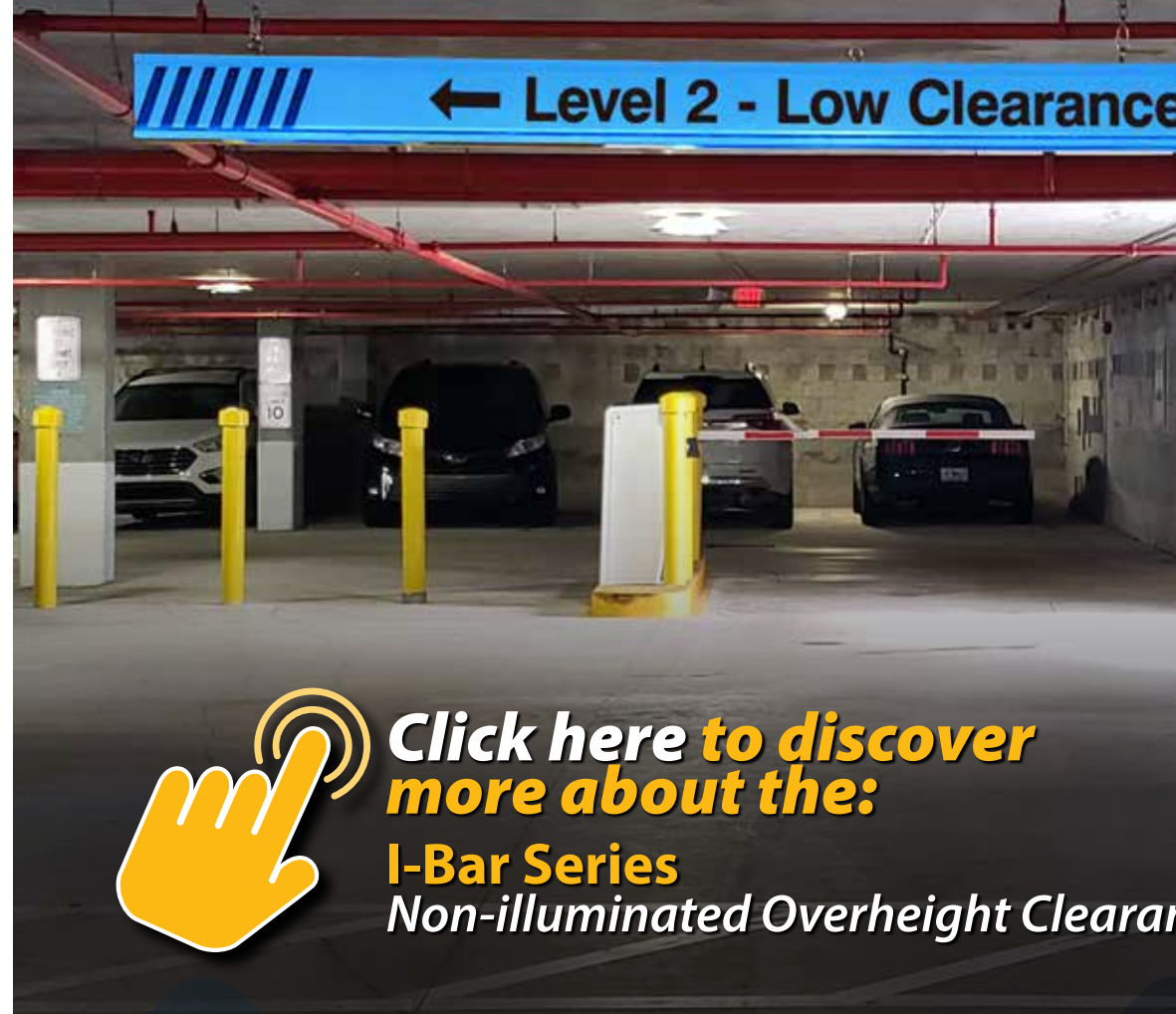
Signs can display CAR COMING or your own message.

■ I-Bar Series

Non-illuminated, Overheight Clearance Bars

Hang low-clearance bars overhead in areas to alert motorists to low-ceiling restrictions. Ideal for parking garage entrances or transitions between parking decks; in overhead door opening and under drive-thru canopies. They are constructed of durable extruded aluminum. Can also be used as a directional sign.

Clearance Bars for Parking Garages and Surface Lots



**Click here to discover
more about the:**

I-Bar Series

Non-illuminated Overheight Clearance

Signal-Tech

877-547-9900



ance Bars



Signal-Tech Clearance Bars are:

Durable – Constructed from extruded aluminum

Customizable – Any message, graphic, or paint color

Ready to Install – No sand or concrete needed

Easy to Read – Reflective vinyl is visible day or night

Available in Any Length – The modular design makes shipping custom lengths feasible

Backed by Our Warranty – 5 Year warranty included with each I-Bar

Did you know...

I-Bars are available as large as you need them to be. Utilizing a unique joining method, I-Bars can be made longer and still appear as one single piece of extrusion.

▪ **RedStorm** *Parking Guidance System*

The basic RedStorm Parking Guidance System is a vehicle count system with Space Available signs running on a RS485 network. Vehicles are counted at each transition point in the garage or surface lot using Signal-Tech overhead sensors or third-party anti-tailgating loops.

RedStorm can be used as a total count system tracking the number of vehicles entering and exiting a parking garage or lot. It can also be configured as a level-by-level count system, tracking the number of available or open spaces by level, deck, or nested area.

When integrated with Software and Smart Signs, the System has the ability to count cars, report/share data, and control Smart Sign messages based on a user's pre-defined schedule or real-time parking occupancy. It's the total parking guidance solution.

Signal-Tech

Fill your spaces with a **Smarter** Parking System!



**Click here to discover
more about the:**
RedStorm
Parking Guidance System

877-547-9900



Signal-Tech's **RedStorm System is:**

Real-time – Car counting, intelligent sign control, and reporting software

Designed – to use occupancy conditions to redirect motorists to alternate parking with smart LED wayfinding signs

Capable – of delivering accurate counts even when tailgating occurs

Compatible – with new and existing 3rd party loop detection equipment

Supported – by a trained network of providers and an engineering team in the U.S.A.

Did you know...

RedStorm is capable of being used in multiple garage/lot situations and can direct people to garages/lots based on capacity or events.

SAI Series

Illuminated Space Available Signs

The SAI Series gives you the ability to illuminate the whole face of the sign. Your facility identification and artwork is printed on the second surface and then overprinted with white and backlit with LEDs to give a full even illuminated look while allowing the sign to still be readable in the day with the LEDs off.



LED 7-Segment Counters show the level-by-level capacity of your garage or lot and the word "OPEN" in green LEDs along with the word "FULL" in red LEDs.

Signal-Tech

Backlit Illuminated Space Available Signs with LED Counters.



**Click here to discover
more about the:**


SAI Series

Illuminated Space Available Signs

877-547-9900

Ask about our stock products!
All stock products ordered
before 4pm EST ship same day!

toll free
1-877-547-9900



Signal-Tech SAI Signs are:

Rugged – Extruded aluminum cabinet with hinged face(s) for easy installation

Customizable – Print any message, color, or graphic

Counters – LED 7-Segment counters in red or green

Backlit Graphics – With high-intensity white LEDs that allow for message visibility when turned off

Wiring – Kept separate for backlighting and counters to allow for independent control

Warranty – Includes a 5 Year warranty with each sign

Did you know...

Our SAI signs can give your sign a beautiful look when illuminated at night and also allows for the sign to be readable during the day with the backlight turned off.

■ 4-Digit (7-Segment) LED Count Insert Sign


Perfect for use with existing cabinets, our LED Count Inserts are able to give new life to an old sign. Inserts are in their own cabinet that is only 2.5 inches deep and can be used with our Sign Clips to hold them in place.

Count Inserts are compatible with over 25 different 3rd party parking systems, including our own RedStorm Parking Guidance System.



Signal-Tech

Get your 4-Digit LED Count Insert on.



**Click here to discover
more about the:**
**4-Digit (7-Segment)
LED Sign Inserts**



877-547-9900

Ask about our stock products!
All stock products ordered
before 4pm EST ship same day!

toll free

1-877-547-9900

able



Signal-Tech LED Count Inserts are:

Durable – Cabinet constructed from extruded aluminum

Compatible – With over 25 different 3rd-party parking systems

Ready to Install – With our sign clips to install displays in new or existing cabinets

Available in – Two sign sizes 7"x18" with a 4½" character and 9"x26" with a 7½" character

Communications – Include RS485, RS232, or Ethernet

Warranty – 5 Year warranty included with each sign

Did you know...

4-Digit LED Count Inserts are useful for installing in new and existing signs and communicate with over 25 different 3rd-party parking systems.



Signal-Tech

LED Directional Signs & Signals

4985 Pittsburgh Avenue • Erie, Pennsylvania 16509

Toll Free: **877/547-9900** • Fax: **814/835-2300**

signal-tech.com

Copyright © 2022 Signal Technologies, Inc.