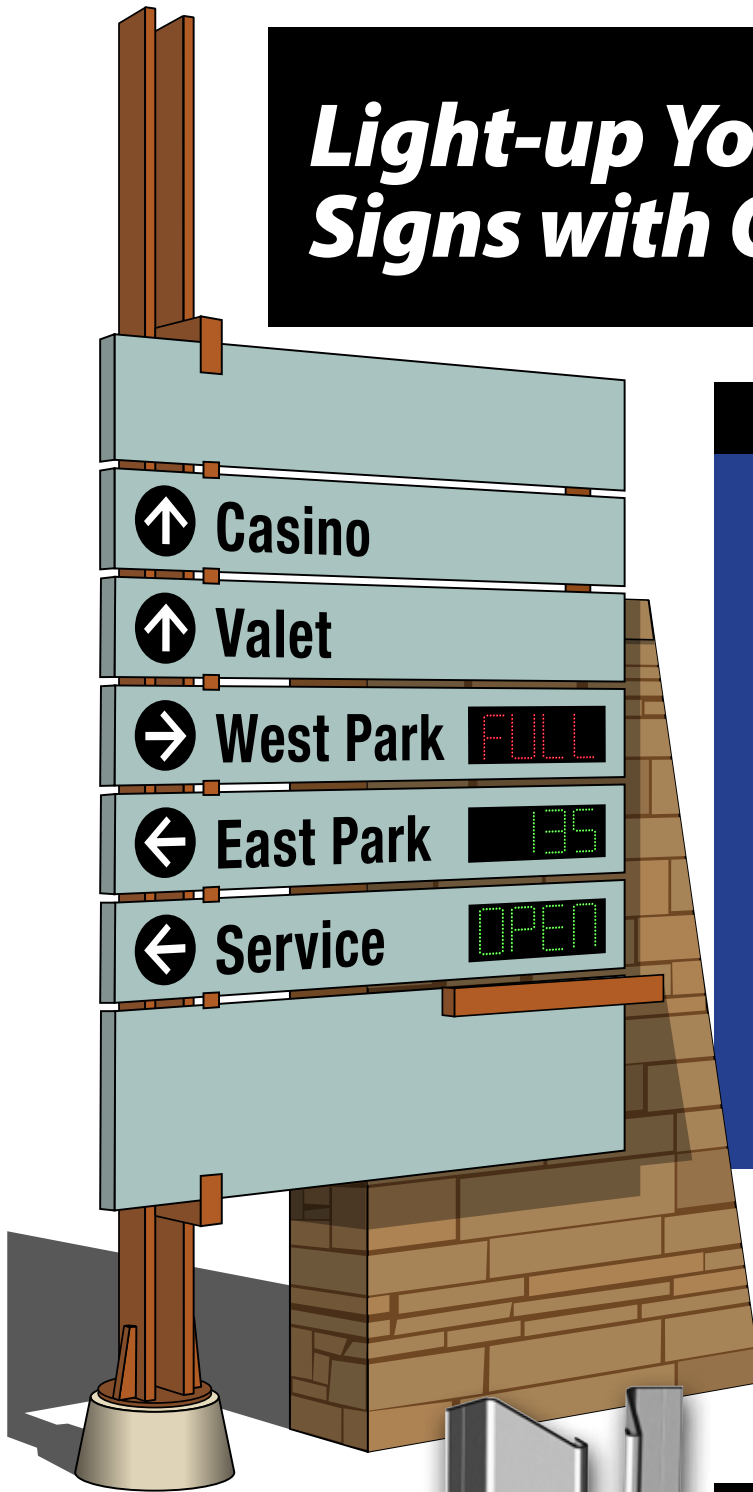


Light-up Your Parking Pylon Signs with Open Space Counts



LED Counter Insert

Our LED count signs can be an integral component in your pylon or overhead directional sign. They are engineered to accept data input from revenue control and parking management systems and display the messages received in numeric values or the messages OPEN, FULL and CLSd (Closed). Symbols and arrows are also available.

Currently, we interface with parking equipment from 3M|Federal APD, Amano, Carlo Gavazzi, Eco Lighting Solutions, HUB Parking, Q-Free, Scheidt & Bachmann, Sentry, SKIDATA, T2 Systems, TIBA, WPS and our own RedStorm™ Parking Guidance System. Our unique connection with these parking systems allow us to bring the available space counts to light.



LED Counter Insert
7" h x 18" w (Id#9974)
(Showing FULL, numeric and OPEN messages)
Available in 120-277 VAC, 12-24 VDC.
UL/cUL Listed for wet locations.

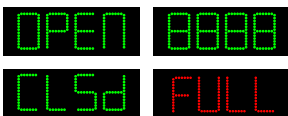
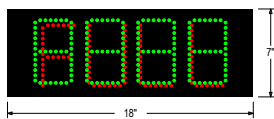
Use Sign Clips to Simplify Installation

When installing an LED Counter Insert within your sign consider using a pair of our Sign Clips. They are designed to fit over the outside edge of the insert frame, ensuring a snug fit without drilling into the cabinet.

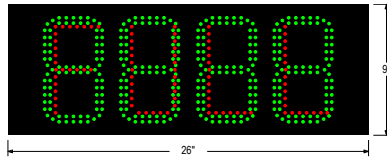
LED Counter Insert

LED Counter Inserts can be easily read in direct sunlight and require virtually no maintenance. They are constructed with a conformal-coated circuit board, integrated power supply and are enclosed in a mitered, extruded aluminum frame.

**LED Counter Insert
(Id#9974)**



**LED Counter Insert
(Id#50911)**



Sign Clip

The extruded aluminum clips are designed to fit over the outside edges of the insert frame, providing a secure connection without drilling into the cabinet. The flanged edge of the clip is used to attach the LED insert to your sign cabinet. The vertical indentation on the flange can be used to align drilling holes for stud mounting and the raw finish supports the use of an adhesive. Sign Clips are precisely cut to fit the height of the LED sign insert, ensuring a snug fit for each installation.



**LED Counter Insert
7" h x 18" w (Id#9974)**
(Shown with Sign Clips for internally mounting)

signal-tech.com toll free 877-547-9900

LED Counter Insert Information

Sign Size OD	7" h x 18" w	9" h x 26" w
Part Number	9974	50911
Visual Opening	6 1/8" h x 17 1/8" w	8 1/8" h x 25 1/8" w
Character Height	4"	7 1/2"
Character Stroke	Single	Double
Voltages	Available in 120-277 VAC, 12-24 VDC UL/cUL Listed for wet locations	
Communications	RS485, RS232 or Ethernet	
Messages Displayed	0 - 9 Green LEDs OPEN Green LEDs	FULL Red LEDs CLSD Green LEDs
Compatible with the following 3rd Party Parking Systems and the Signal-Tech RedStorm™ System	<ul style="list-style-type: none"> • 3M Federal APD • Amano • Carlo Gavazzi • Eco Lighting Solutions • HUB Parking • Q-Free 	<ul style="list-style-type: none"> • Scheidt & Bachmann • Sentry • SKIDATA • T2 Systems • TIBA • WPS
Frame and Face Construction	2 1/2" deep extruded aluminum frame, with an 1/8" thick, impact resistant, smoked tinted, polycarbonate face.	



(2) LED Counter Insert 7" h x 18" w (Id#9974)
(Shown from behind with Sign Clips for internal mounting)

Sign Clip Information

Sign Clip for	7" h Signs	9" h Signs
Part Number	35841	48931
Sign Clip Height	6 1/2" h	8 1/2" h
Sign Clip Depth	1 1/2" w x 2 3/4" d (Nominal Dimension Size)	
Sign Clip Construction	1/8" extruded aluminum, Raw finish	

Signal-Tech
Made in the USA Since 1928

4985 Pittsburgh Ave • Erie, Pennsylvania 16509
Toll Free: (877) 547-9900 Local Phone: (814) 835-3000
Email: sales@signal-tech.com Facsimile: (814) 835-2300

