

PRODUCT ID: 37713

Outdoor Blank-out LED Direct-view Sign

MODEL

TCL1418DARAR-A468/12-24VDC



DIMENSIONS

14" H x 18" W x 5.5" D (est. 13.564 lbs)

CLASS

CLASS: TCL Series

Control Method: Switch (not included) or external relay.

CONSTRUCTION

Back Construction:

Cabinet: Corrosion resistant, extruded aluminum frame. 5.5" deep, mitered construction.

Face Material: 1/8" impact resistant, smoke-tinted polycarbonate (5109)

Faces: Double Faced Sign

Finish: Duranodic Bronze

Mounting Channel: None

ELECTRICAL

Flashing: Not Included

Input Voltage: 12-24 VDC

Photodimming: None

UL/cUL Listed: Listed for wet locations

MESSAGE

Illumination: Super bright direct view LEDs. Message blanks out when off.

Sign Messages: See message table below

MESSAGE	LED/COLOR	HEIGHT	AMPS
Pedestrian Symbol	Amber Wide Angle LEDs	11.5"	0.453-0.227
Hand Symbol	Red Wide Angle LEDs	11.5"	0.533-0.267
Pedestrian Symbol	Amber Wide Angle LEDs	11.5"	0.453-0.227
Hand Symbol	Red Wide Angle LEDs	11.5"	0.533-0.267

NOTE: Above messages are independently controlled.

Signal-Tech

4985 Pittsburgh Ave.

Erie, PA 16509

Phone: (877) 547-9900

Fax: (814) 835-2300

Email: sales@signal-tech.com




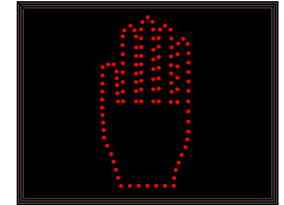
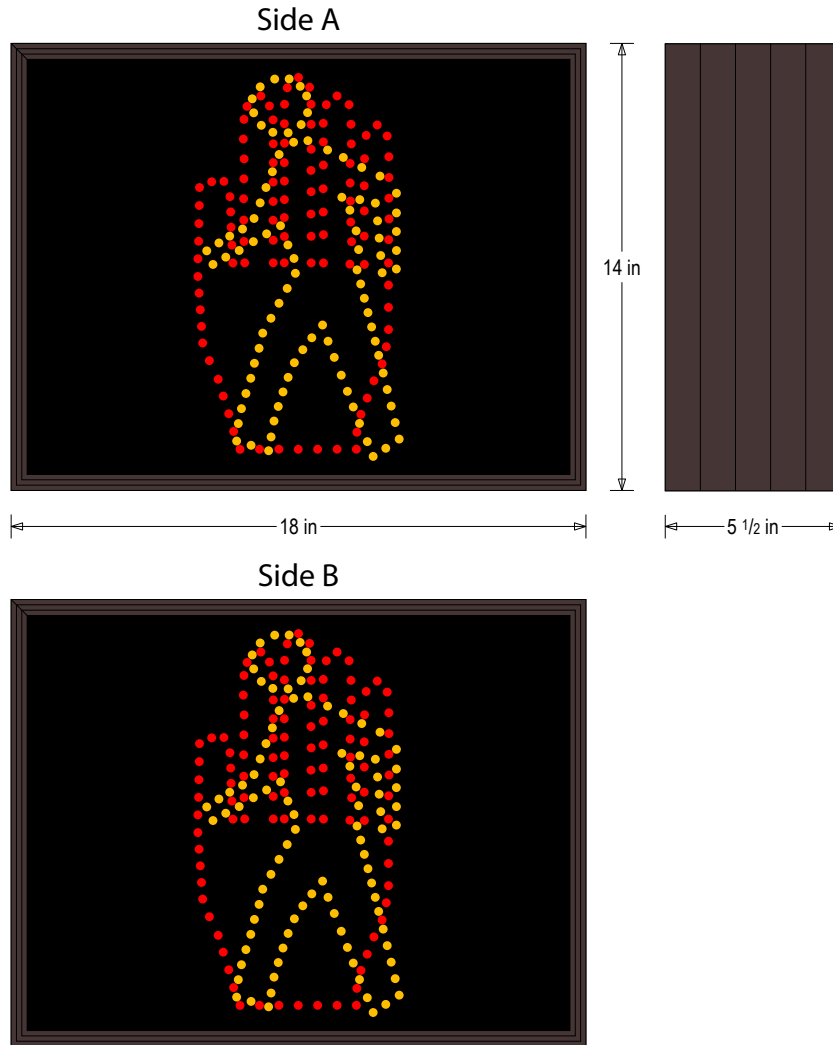
Website: www.signal-tech.com



Product View

NOTE: Sign image may not exactly represent the finished product. For illustration purposes only.

Sample Display Options



Frame Detail

