

PRODUCT ID: 57085

Outdoor Blank-out LED Direct-view Sign

MODEL

TCL77DBB-224H/120-277VAC



DIMENSIONS

7" H x 7" W x 5.5" D (est. 8.515 lbs)

CLASS

CLASS: TCL Series

Control Method: Switch (not included) or external relay.

CONSTRUCTION

Back Construction: 0.050" Lift-n-Shift Back

Cabinet: Corrosion resistant, extruded aluminum frame. 5.5" deep, mitered construction.

Face Material: Injection molded, impact resistant Lexan hood with Lexan lenses

Faces: Double Faced Sign

Finish: Duranodic Bronze

Mounting Channel: None

ELECTRICAL

Flashing: Factory setting 55fpm.

Input Voltage: 120-277 VAC

Photodimming: None

UL/cUL Listed: Listed for wet locations

MESSAGE

Illumination: Super bright direct view LEDs. Message blanks out when off.

Sign Messages: See message table below

MESSAGE	LED/COLOR	HEIGHT	AMPS
Blue Indicator Dot	Blue Wide Angle LED	4.0"	0.053-0.023
Blue Indicator Dot (Flashing)	Blue Wide Angle LED	4.0"	0.053-0.023
Blue Indicator Dot	Blue Wide Angle LED	4.0"	0.053-0.023
Blue Indicator Dot (Flashing)	Blue Wide Angle LED	4.0"	0.053-0.023

NOTE: Above messages are independently controlled.

Signal-Tech

4985 Pittsburgh Ave.

Erie, PA 16509

Phone: (877) 547-9900

Fax: (814) 835-2300

Email: sales@signal-tech.com

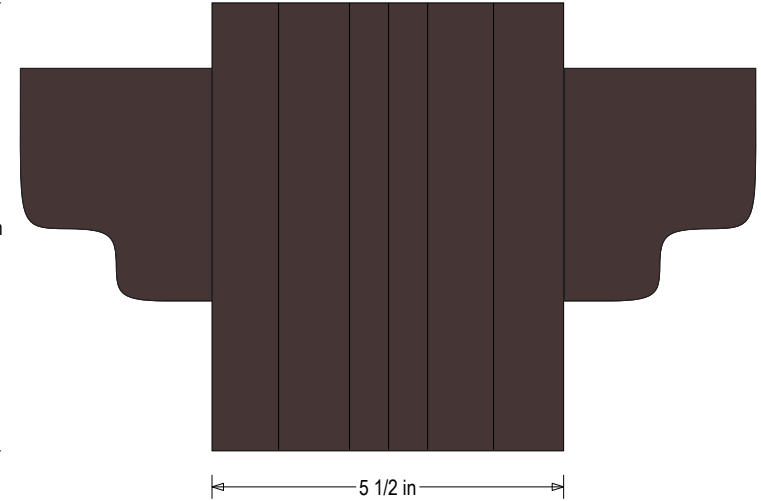
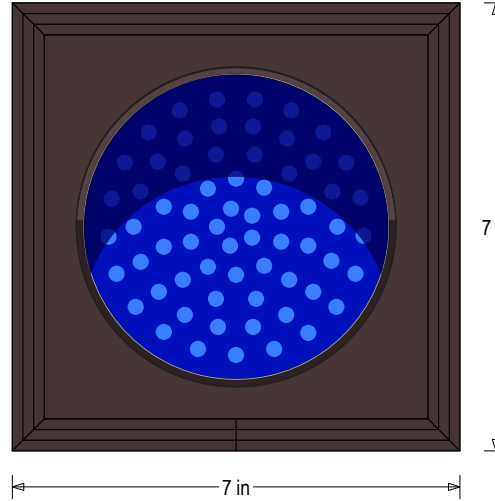
Website: www.signal-tech.com




Product View

NOTE: Sign image may not exactly represent the finished product. For illustration purposes only.

Side A



Side B



Frame Detail

