



When you think signs, think **Signal-Tech!**



LED Signs & Signals for *Parking Facilities*

Signal-Tech
LED Directional Signs & Signals

Entrances, Exits and Wayfinding



EXIT
14" h x 34" w x 2 1/2" d
Double Stroke
ID#: 5305 (120-277VAC)
ID#: 52868 (12-24VDC)



FULL
7" h x 18" w x 2 1/2" d
Double Stroke
ID#: 5911 (120-277VAC)
ID#: 30139 (12-24VDC)



OPEN | FULL
7" h x 18" w x 2 1/2" d
Overlaid
ID#: 5898 (120-277VAC)
ID#: 30199 (12-24VDC)




ENTER | EXIT
7" h x 18" w x 2 1/2" d
Overlaid
ID#: 5894 (120-277VAC)
ID#: 30357 (12-24VDC)



OPEN | CLOSED
7" h x 18" w x 2 1/2" d
Overlaid
ID#: 5887 (120-277VAC)
ID#: 39858 (12-24VDC)



Bright LED signs keep your traffic moving



X | Down Arrow
10" h x 10" w x 2 1/2" d
Overlaid Triple Stroke
ID#: 45658 (120-277VAC)
ID#: 47836 (12-24VDC)



X | Up Arrow
10" h x 10" w x 2 1/2" d
Overlaid Triple Stroke
ID#: 47642 (120-277VAC)
ID#: 47632 (12-24VDC)



X | Down Right Arrow
10" h x 10" w x 2 1/2" d
Overlaid Triple Stroke
ID#: 53200 (120-277VAC)
ID#: 53103 (12-24VDC)



X | Down Arrow
18" h x 18" w x 2 1/2" d
Overlaid Triple Stroke
ID#: 5494 (120-277VAC)
ID#: 30782 (12-24VDC)



Signal-Tech

877-547-9900



ENTER
 14" h x 34" w x 2 1/2" d
 Double Stroke
 ID#: 20162 (120-277VAC)
 ID#: 52869 (12-24VDC)



LOT FULL
 14" h x 18" w x 2 1/4" d
 ID#: 25936 (120-277VAC)
 ID#: 49414 (12-24VDC)



FULL | MONTHLY ONLY
 14" h x 34" w x 2 1/2" d
 ID#: 18144 (120-277VAC)
 ID#: 36338 (12-24VDC)

Direct traffic at peak hours

Well placed directional signage helps reduce motorist stress as well as increase the revenue generated by both the parking structure and the facility it serves. Illuminated wayfinding and traffic control signage reduces congestion at entrances by eliminating confusion because they are easily seen from the street.

Traffic flow and volume can change from morning to night. Our LED signs give you the flexibility to alter sign messages as traffic changes and reverse the flow of traffic or shift traffic patterns away from congested areas during peak hours.




OPEN | CLOSED
 9" h x 26" w x 2 1/2" d
 Overlaid
 ID#: 50916 (120-277VAC)
 ID#: 52287 (12-24VDC)

Our signs are:

- Controlled by software, switch or dry contact relay
- Available in 120-277VAC or 12-24VDC
- Backed by an industry leading warranty


14" h x 7" w x 2 1/2" d
 Vertical
 ID#: 5440 (120-277VAC)
 ID#: 30126 (12-24VDC)



14" h x 7" w x 2 1/2" d
 Vertical
 ID#: 5439 (120-277VAC)
 ID#: 30128 (12-24VDC)



Double Indicator Dots w/o Hoods
 7" h x 14" w x 2 1/2" d
 Horizontal
 ID#: 10893 (120-277VAC)
 ID#: 33103 (12-24VDC)



Double Indicator Dots w/ Hoods
 7" h x 14" w x 2 1/2" d
 Horizontal
 ID#: 7383 (120-277VAC)
 ID#: 33826 (12-24VDC)

Did you know...?

We have a library of tens of thousands of custom messages specific to customers just like you.
Say what you want, say what you need!

Cashier Stations

CASHIER

CASHIER

CASHIER | CLOSED
12" h x 34" w x 2½" d
Overlaid
ID#: 5035 (120-277VAC)
ID#: 52143 (12-24VDC)

CASHIER

CLOSED

CREDIT CARD ONLY

MONTHLY | CREDIT CARD ONLY
7" h x 42" w x 2½" d
Overlaid
ID#: 45512 (120-277VAC)
ID#: 52699 (12-24VDC)

MONTHLY

CREDIT CARD ONLY

CREDIT CARD ONLY

CREDIT CARD ONLY

CASHIER

CREDIT CARD ONLY | CASHIER | CLOSED
14" h x 26" w x 2½" d
Overlaid
ID#: 11120 (120-277VAC)
ID#: 52142 (12-24VDC)

CLOSED

Direct motorists to open cashier lanes

CREDIT CARD

CREDIT CARD

PERMIT
EXIT
ONLY

PERMIT

EXIT ONLY

PERMIT | EXIT ONLY
14" h x 18" w x 2½" d
ID#: 9486 (120-277VAC)
ID#: 52703 (12-24VDC)

CREDIT
CARD
ONLY

CREDIT CARD ONLY

18" h x 18" w x 2½" d
ID#: 48803 (120-277VAC)
ID#: 52700 (12-24VDC)

CASH ONLY

CASH ONLY

7" h x 34" w x 2¼" d
ID#: 35589 (120-277VAC)
ID#: 52148 (12-24VDC)


Signal-Tech

877-547-9900



CASH OR CREDIT CARD
 18" h x 18" w x 2 1/2" d
 ID#: 48802 (120-277VAC)
 ID#: 52701 (12-24VDC)

CREDIT CARD ONLY | CLOSED
 18" h x 18" w x 2 1/2" d
 Overlaid
 ID#: 5481 (120-277VAC)
 ID#: 40057 (12-24VDC)



Create a positive user experience

Use our LED signs at automated or attendant operated cashier stations to clearly display which lanes accept cash, credit, parking permits or monthly passes. Intended to complement any payment kiosk or cashier station, our signs allow you to easily inform drivers of payment options or lane closures.

Emphasize the cashier station and attract attention by adding a customized sign to the kiosk or overhead structure. With our full color flatbed printer, we have the capabilities to match color and create custom graphics or utilize an existing logo to keep brand recognition front and center.



OPEN | CLOSED
 7" h x 18" w x 2 1/2" d
 Overlaid
 ID#: 5887 (120-277VAC)
 ID#: 39858 (12-24VDC)

TCIL Series LED Signals

Designed for directing traffic easily and without confusion. Our TCIL series signals have a user serviceable light source and can be customized by LED color and flashing effects.

Available in:

- Horizontal or vertical orientations
- Post or surface mount
- 120-277VAC or 12-24VDC



LED Traffic Controller
 7" h x 14" w x 6" d
 Horizontal
 ID#: 52170 (120-277VAC)
 ID#: 51593 (12-24VDC)

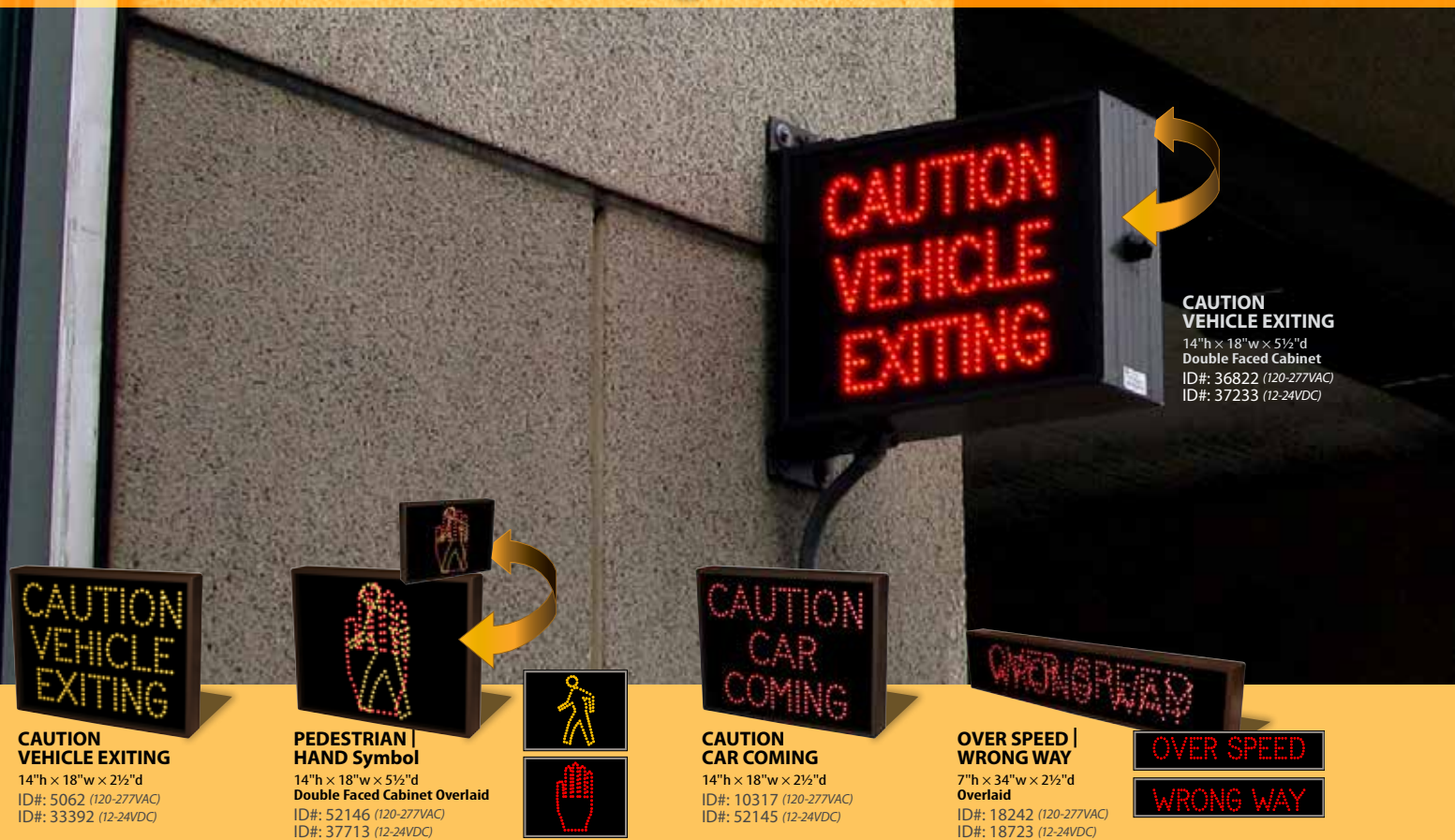


LED Replacement Kit
 7" h x 14" w x 5" d
 Horizontal
 ID#: 42241 (120-277VAC)
 ID#: 42786 (12-24VDC)

Did you know...?

All of our products can be manufactured to accept a 12-24 VDC input.
Call for a quote today!

Safety and Warning



Promote pedestrian safety at your garage



Signal-Tech

877-547-9900



Signs that demand attention

Promote safety in and around your garage. Add LED signs and signals when you need to alert pedestrians and motorists of areas that pose potential safety hazards. Areas with high safety concerns are garage to street transitions, interior overhead clearances, pedestrian crossings in and around the parking structure as well as speeding within the garage.

Combined with a third-party sensor system our LED signs can warn of over height, over speed or exiting vehicles. Add more emphasis to any activated message by adding a beacon strobe, audible alarm or flashing.



CAUTION VEHICLE EXITING
 14" h x 18" w x 5 1/2" d
 Double Faced Cabinet
 ID#: 10399 (120-277VAC)
 ID#: 33645 (12-24VDC)



CAUTION PEDESTRIAN CROSSING
 14" h x 18" w x 2 1/4" d
 ID#: 38603 (120-277VAC)
 ID#: 42886 (12-24VDC)



DO NOT EXIT
 7" h x 34" w x 2 1/4" d
 ID#: 28505 (120-277VAC)
 ID#: 52874 (12-24VDC)



DO NOT ENTER
 7" h x 34" w x 2 1/4" d
 ID#: 25932 (120-277VAC)
 ID#: 52875 (12-24VDC)



SLOW DOWN
 7" h x 34" w x 2 1/4" d
 ID#: 49877 (120-277VAC)
 ID#: 52876 (12-24VDC)



Indicator Dot w/ Hood
 7" h x 7" w x 2 1/2" d
 Flashing
 ID#: 6291 (120-277VAC)
 ID#: 30132 (12-24VDC)



Indicator Dot w/ Hood
 7" h x 7" w x 2 1/2" d
 Flashing
 ID#: 6281 (120-277VAC)
 ID#: 31695 (12-24VDC)



Triple Indicator Dots w/ Hoods
 21" h x 7" w x 2 1/2" d
 Vertical
 ID#: 5618 (120-277VAC)
 ID#: 30842 (12-24VDC)



PEDESTRIAN | HAND Symbol
 14" h x 18" w x 5 1/2" d
 Double Faced Cabinet Overlaid
 ID#: 52146 (120-277VAC)
 ID#: 37713 (12-24VDC)

Did you know...?

We believe in American workers. Our products are proudly engineered, assembled and tested in Erie, PA.

We do **MORE** than you think...

Let us manufacture a sign that meets **your** unique requirements.

Personalize **your** design with customized selections:

- Message wording, color and font style
- Illumination style – direct-view or backlit
- Custom paint color and finish – including PMS color matching
- Full color graphics and symbols, including PMS color matching for logo branding

Optional Accessories:

- Beacon strobe
- Piezo alarm
- Flasher

Signal-Tech

LED Directional Signs & Signals

4985 Pittsburgh Avenue • Erie, Pennsylvania 16509
Toll Free: **877/547-9900** • Fax: **814/835-2300**

signal-tech.com

Copyright © 2021 Signal Technologies, Inc.