

# PRODUCT ID: 18278

## Outdoor Blank-out LED Direct-view Sign

### MODEL

TCL726RA-D749/120-277VAC



### DIMENSIONS

7" H x 26" W x 2.5" D (est. 6.553 lbs)

### CLASS

CLASS: TCL Series

Control Method: Switch (not included) or external relay.

### CONSTRUCTION

Back Construction: 0.050" Lift-n-Shift Back

Cabinet: 1-piece, corrosion resistant, extruded aluminum frame, 2.5" deep.

Face Material: 1/8" impact resistant, smoke-tinted polycarbonate (5109)

Faces: Single Faced Sign

Finish: Duranodic Bronze

Mounting Channel: None

### ELECTRICAL

Flashing: Not Included

Input Voltage: 120-277 VAC

Photodimming: None

UL/cUL Listed: Listed for wet locations

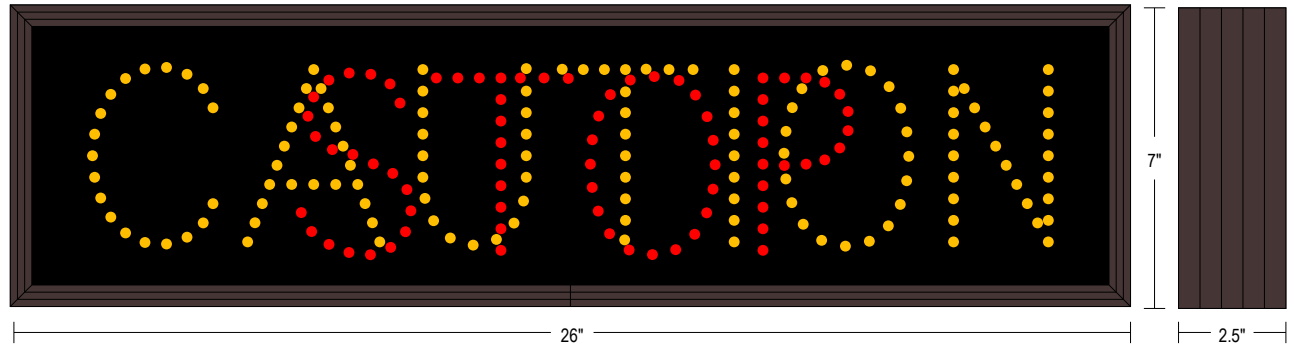
### MESSAGE

Illumination: Super bright direct view LEDs. Message blanks out when off.

Sign Messages: See message table below

## Product View

NOTE: Sign image may not exactly represent the finished product. For illustration purposes only.




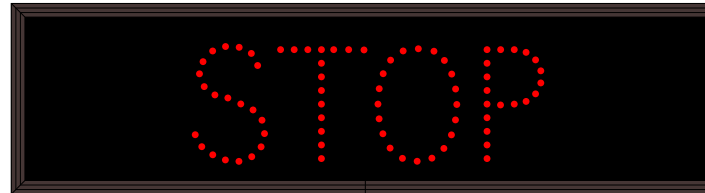
MESSAGE	LED/COLOR	HEIGHT	AMPS
STOP	Red Wide Angle LED	4.0"	0.036-0.016
CAUTION	Amber Wide Angle LED	4.0"	0.063-0.027

NOTE: Above messages are independently controlled.

Signal-Tech  
 4985 Pittsburgh Ave.  
 Erie, PA 16509  
 Phone: (877) 547-9900  
 Fax: (814) 835-2300  
 Email: sales@signal-tech.com  
 Website: www.signal-tech.com



### Sample Display Options



### Frame Detail

