

PRODUCT ID: 3004
Recessed Frame

MODEL
RF1442

DIMENSIONS
17" H x 45" W x 2" D (est. 9.849 lbs)

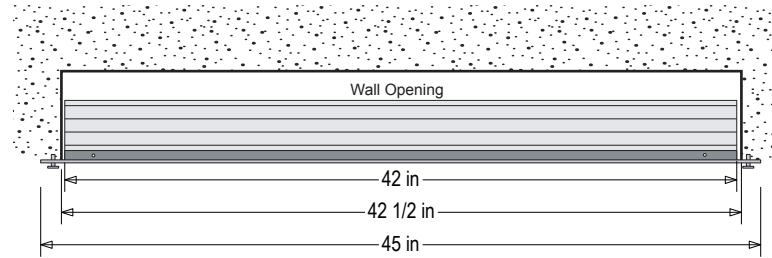
CONSTRUCTION
Finish: Duranodic Bronze
Material: Formed 1/8" CNC routed aluminum. Holes for mounting sign pre-drilled.

INSTALLATION
Note: Wall opening should be 0.5" larger than sign OD


Product View

NOTE: Sign image may not exactly represent the finished product. For illustration purposes only.

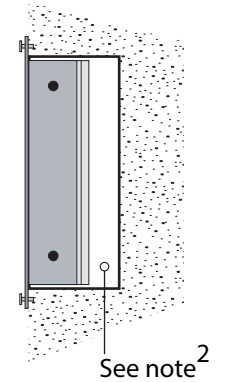
TOP VIEW



FRONT VIEW



SIDE VIEW



Signal-Tech
4985 Pittsburgh Ave.
Erie, PA 16509
Phone: (877) 547-9900
Fax: (814) 835-2300
Email: sales@signal-tech.com
Website: www.signal-tech.com



Note²: Allow clearance behind sign per local code or per electrical fittings.