



REDC Garage
 Penn State Behrend Campus - Erie, PA
 Level by Level - Space Available Sign



America Garage
 Walter Reed National Military Medical Center - Bethesda, MD
 Level by Level - Space Available Sign with Handicapped Spaces

When you think signs, **think Signal-Tech!**



Space Available

Monument Signs

Signal-Tech

LED Directional Signs & Signals

Why Space Available?

Space Available signs are designed to display the location of open parking spaces; taking the guesswork out of finding a place to park. This is made possible through an interface with your parking system count module.

When placed at the parking entrance, Space Available Signs give motorists an at-a-glance look at where the open spaces are even before entering the parking facility.

When they're placed inside the garage, Level Status and End of Aisle signs continue to inform drivers of parking availability; keeping the traffic moving and the parking garage full.

Space Available signs are compatible with Signal-Tech's RedStorm™ Parking Guidance System as well as other 3rd party parking management systems.

Make parking hassle-free. Let motorists see where to find the open spaces and eliminate their time and gas spent searching for one.

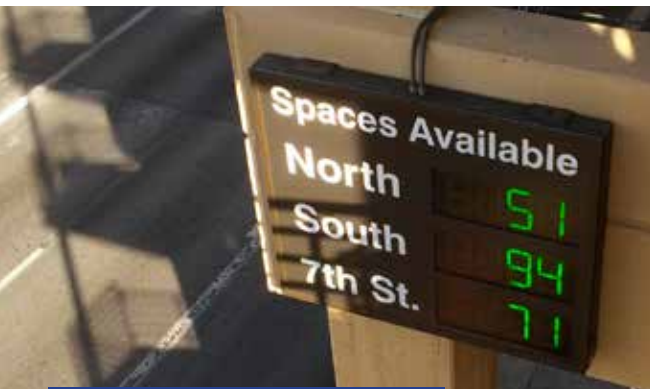
Improve your customers'



Liberty Garage
Walter Reed National Military Medical Center - Bethesda, MD
Level by Level - Space Available Sign with Handicapped Spaces



Palm Springs Individual Lots A thru J
Palm Springs Aerial Tramway - Palm Springs, CA
Individual Lot Count - Space Available Sign



Campus Parking Locations
Zappos - Las Vegas, NV
Total Count - Space Available Sign

Signal-Tech

877-547-9900

parking experience with Space Available signs!



VIP Parking Garage
Wind Creek Casino - Wetumpka, AL
Level by Level - Space Available Sign



Gramercy Garage
Easton Shopping Center - Columbus, OH
Level by Level - Space Available Sign

Bring your count system to light

Our Space Available sign is designed to connect with the count module of your parking system. Your parking system transmits the open space counts to our signs in their language. We in turn listen for their communication, accept and display them on our LED count signs.

This unique connection, between the parking system and sign, allows us to bring the available space counts to light.

For a full list of compatible 3rd party systems visit:

signal-tech.com/space-available/system-compatibility

*Display
open spaces*

Space Available Monument Signs



25th Avenue Garage
Vanderbilt University - Nashville, TN
Level by Level - Space Available Sign

- Single or double face configurations
- Rugged aluminum cabinet, with hinged face for easy installation
- High-performance acrylic polyurethane enamel finish

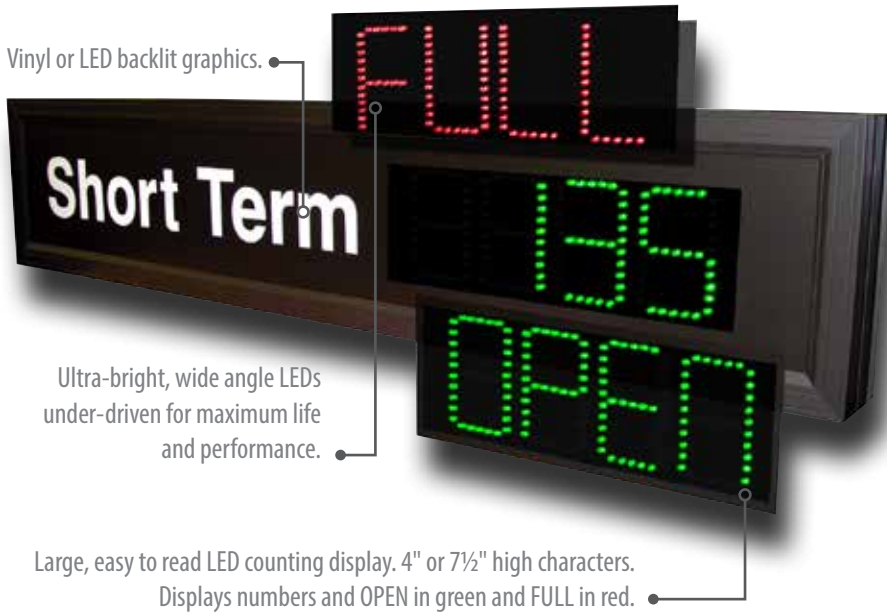
Level Status Signs End of Aisle

Level Status and End of Aisle signs inside the garage guide drivers to the open parking spaces as they drive from deck to deck within the garage.

End of Aisle Sign
7" h x 11" w x 2 1/2" d
3-Digit, Multi-directional Arrow, Green LEDs



Cabinet Anatomy & Construction



Vinyl or LED backlit graphics.

Ultra-bright, wide angle LEDs under-driven for maximum life and performance.

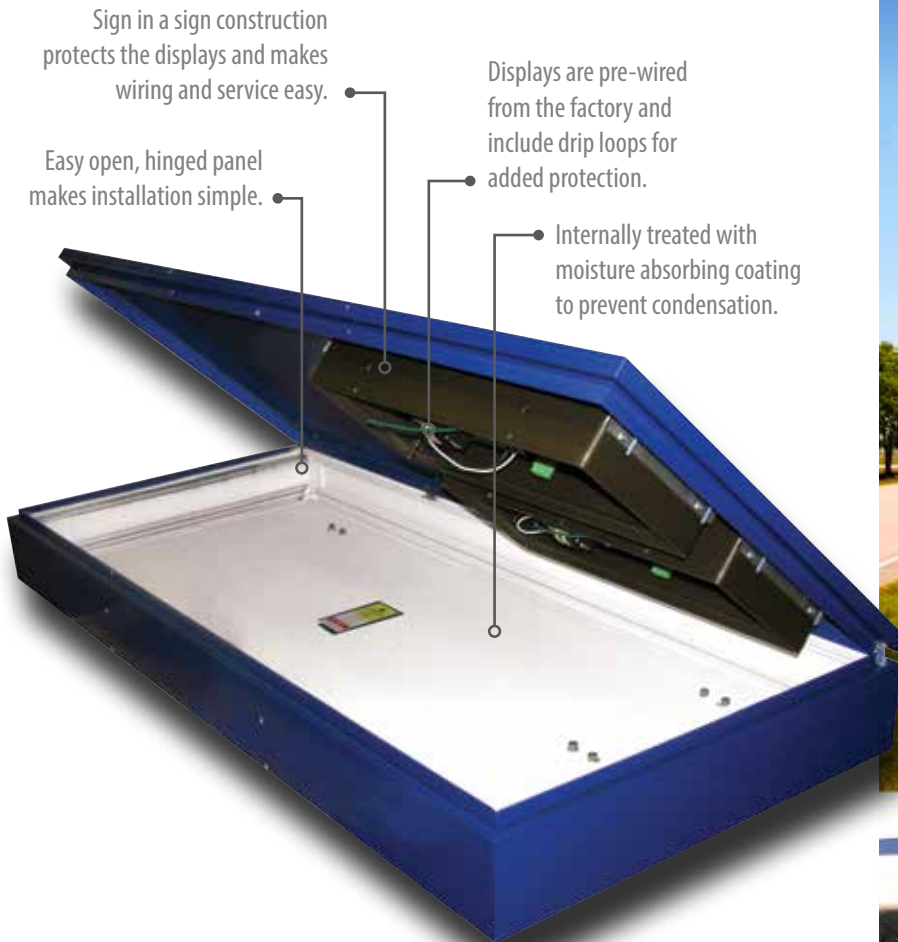
Large, easy to read LED counting display. 4" or 7½" high characters. Displays numbers and OPEN in green and FULL in red.

Our signs are engineered to withstand the elements. The cabinet consists of an extruded aluminum frame and an aluminum panel with routed windows.

To make installation a breeze, our signs have a hinged front or back panel that allows the sign to be conveniently opened.

No disassembly is required to access the pre-wired signs inside.

Water is every sign's mortal enemy; so the interior of the main cabinet is also treated with a moisture absorbing coating to ensure a long life. To further protect the LED displays, they are internally housed within their own cabinets creating a sign within a sign.



Sign in a sign construction protects the displays and makes wiring and service easy.

Easy open, hinged panel makes installation simple.

Displays are pre-wired from the factory and include drip loops for added protection.

Internally treated with moisture absorbing coating to prevent condensation.



ILM Parking Garage
Wilmington Int. Airport - Wilmington, NC
Lot Status - Space Available Sign

4-Digit LED Counter Insert

LED sign engineered to display numeric values as well as the words OPEN, FULL, and CLSd (Closed) in super-bright, wide viewing angle LEDs. Typically, numeric values and the messages OPEN and CLSd (Closed) are in green LEDs, while the message FULL is in red LEDs. Symbols and arrows also available.

These LED counter signs can be easily read in direct sunlight and require virtually no maintenance. Sign messages blank out (go black) when off, eliminating the ghosted message phenomenon.

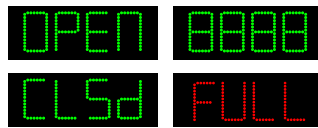
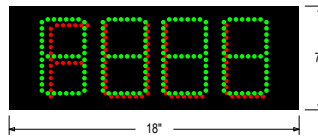
Our LED signs are constructed with a solid-state circuit board, integrated power supply and enclosed in a mitered, extruded aluminum cabinet.

Available in 120-277VAC, 12-24VDC.
UL/cUL Listed for wet locations.

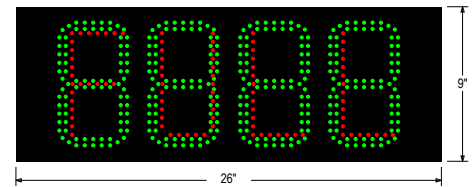


4-Digit LED Counter Insert
7" h x 18" w (Id#9974)

4-Digit LED Counter Insert
7" h x 18" w



4-Digit LED Counter Insert
9" h x 26" w



4-Digit LED Counter Insert
7" h x 18" w (Id#9974)
(Showing FULL and OPEN messages)


4-Digit LED Counter Insert Information

Sign Size OD	7" h x 18" w	9" h x 26" w
Part Number	9974	50911
Visual Opening	6 1/8" h x 17 1/8" w	8 1/8" h x 25 1/8" w
Character Height	4 1/2"	7 1/2"
Character Stroke	Single	Double
Voltages	120-277VAC, 12-24VDC UL/cUL Listed for wet locations	
Communications	RS485, RS232 or Ethernet	
Messages Displayed	0 - 9 Green LEDs OPEN Green LEDs	FULL Red LEDs CLSd Green LEDs
Compatible with these 3rd Party Parking Systems & the Signal-Tech RedStorm™ System	For an up to date list of compatible 3 rd party systems visit: signal-tech.com/space-available/system-compatibility	
Frame and Face Construction	2 1/2" deep extruded aluminum frame, with an 1/8" thick, impact resistant, smoked tinted, polycarbonate face.	

Signal-Tech

877-547-9900

Sign Clip Construction



4-Digit LED Counter Insert
 7" h x 18" w (Id#9974)
 (Shown with Sign Clips for internally mounting)

Sign Clip Information

Sign Clip for	7" h Signs	9" h Signs
Part Number	35841	48931
Sign Clip Height	6½" h	8½" h
Sign Clip Depth	1½" w x 2¾" d	
Sign Clip Construction	1/8" extruded aluminum, Raw finish	

(Nominal Dimension Size)



Constructed for your convenience

Planning to mount an LED sign insert into your own cabinet? Use a pair of Sign Clips to simplify the installation.

The extruded aluminum clips are designed to fit over the outside edge of the sign frame, providing a secure connection to the sign without drilling into the cabinet.

The flanged edge of the clip is used to attach the LED sign insert to your cabinet. The vertical indentation on the flange can be used to align drilling holes for stud

mounting and the raw finish supports the use of an adhesive.

Sign Clips are precisely cut to fit the height of the LED sign insert, ensuring a snug fit for each installation.

Sign Clips for 7" h x 18" w Signs



(2) 4-Digit LED Counter Insert 7" h x 18" w (Id#9974)
 (Shown from behind with Sign Clips for internal mounting)

Take
the guess work out of finding a parking space

Space Available Sign Finishes

Paint & Color Matching

All signs are painted inside and out using high-performance acrylic polyurethane enamel to ensure a durable long lasting finish.

Signs are painted an architecturally pleasing Duranodic Bronze Semi-gloss as a standard color. We are able to match most custom colors using our Akzo Noble Paint System. Custom colors and color matching also available.

Message Colors

Printed Metal and Reflective Vinyl

Display your garage name and deck levels in either reflective vinyl or printed metal graphics. We offer UV printed color matching for your logos and full color graphics in addition to computer cut, commercial grade, reflective vinyl.

LED Backlit

Routed graphics can be backlit in Red, Green, Blue or White LEDs. White LEDs are recommended for illuminating translucent solid color and printed vinyl.


Standard Paint Color



Duranodic Bronze
Semi-Gloss Finish
(Standard Frame Color)

Standard architectural bronze color used for all sign frames and mounting

Custom Paint Colors • Call for quote!



White
High Gloss Finish
(Id# 30819)



Jet Black
High Gloss Finish
(Id# 30820)



Satin Black
Semi-Gloss Finish
(Id# 30821)



Brushed Aluminum
Low Gloss Finish
(Id# 30823)



Yellow
High Gloss Finish
(Id# 30822)



Red
High Gloss Finish
(Id# 30824)



Blue
High Gloss Finish
(Id# 30825)



Green
High Gloss Finish
(Id# 30826)

Paint color matching to your custom color is available • Call for quote!

Reflective Vinyl



Black Reflective



White Reflective

UV Printing



Printed Color Match



Printed Full Color

Print color matching to your PMS colors is available • Call for quote!

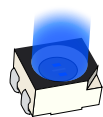
Backlit LED Colors



Red



Green



Blue



White



Amber

We do **MORE** than you think...

Let us manufacture a sign that meets **your** unique requirements.

Signal-Tech

LED Directional Signs & Signals

4985 Pittsburgh Avenue • Erie, Pennsylvania 16509

toll free: **877-547-9900** • fax: **814-835-2300**

email: sales@signal-tech.com

signal-tech.com

Copyright © 2025 Signal Technologies, Inc.