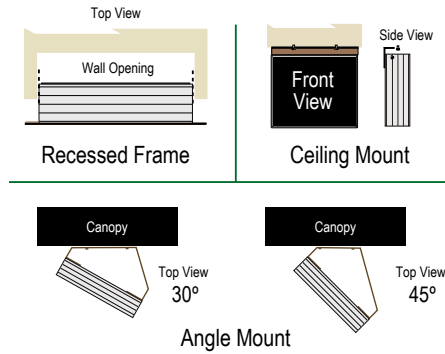
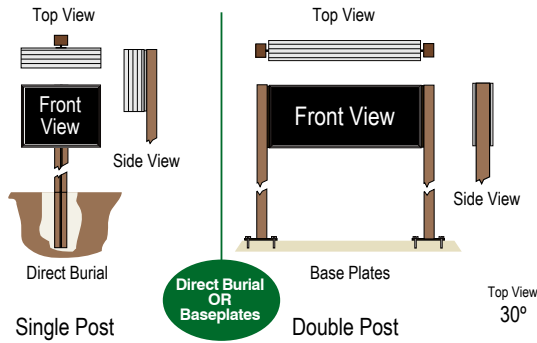


OPTIONS

Mounting • Switches and Switchplates • Finish • Accessories • Illumination

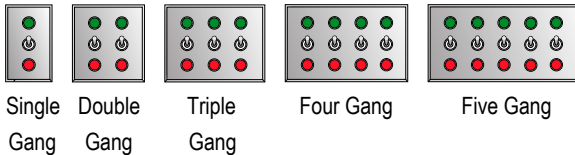
Mounting

Single Post, Double Post, Recessed Frame, Ceiling Mount, Angle Mount




Switches and Switchplates

Available in 1, 2, 3, 4, 5, 6, 7, 8, 9 gang

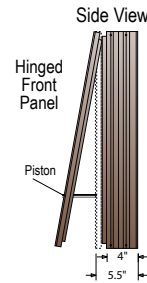


Finish

Custom Paint
Pantone Colors



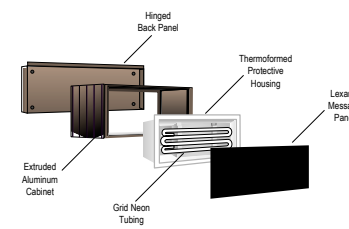
550H - Hinge Panel



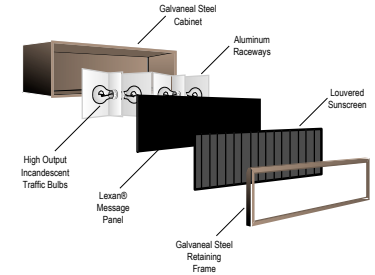
Illumination

LED, Incandescent, Neon

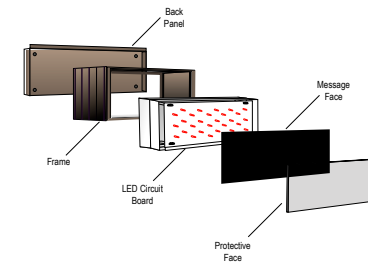
TC Typical Detail - NEON



TCU Typical Detail - INCANDESCENT



BLB Typical Detail - LED BACKLIT



TCL - LED DIRECT VIEW



TCL - Traffic Controller
LED or INCANDESCENT



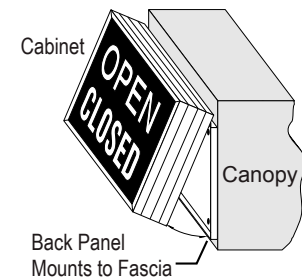
Accessories

RF Remote, Flasher Unit, Photo Electric Sensor, Flashing Beacon, Piezo Buzzer



Standard Lift'n Shift Wall Mount

Lift'n Shift wall mounted back plate bolts to wall surface; unit hinges on back plate and electrical connection without holding sign. Back is secured to cabinet frame using two screws to complete installation.



SIGNAL TECHNOLOGIES, INC.
4985 Pittsburgh Ave
Erie, PA 16509-6206
Phone: 877 / 547-9900
Fax: 814 / 835-2300
Email: sales@signal-tech.com
Online: www.signal-tech.com



*Talk to a friendly sales representative
for more available options!*