

Dwg. No.:

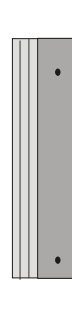
Recessed Frame Wall Mount

Available for all signs, Standard Duranodic Bronze

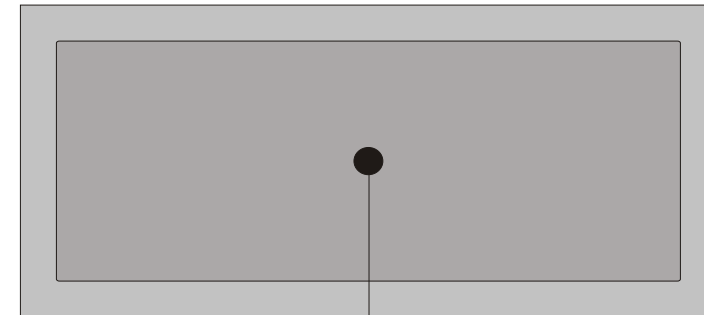
Front View



Side View

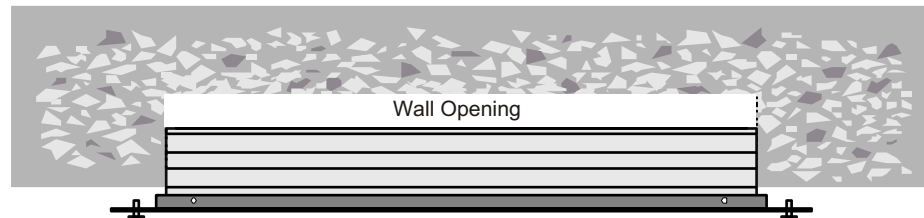


Back View



7/8" Dia. hole
for conduit

Top View



Dimensions: See chart below for dimensions;
Size dependent upon sign size.

Construction: 1/8" Bent aluminum plate;
Painted standard Duranodic Bronze.

Installation Method: Bolted to wall surface
with appropriate fasteners. Not Supplied.

System Uses: Available for all signs.

Customizable: Custom sizes and colors available.

Recessed Frame Sizes

Model	Wall Opening	Outer Dimension	Model	Wall Opening	Outer Dimension
TC/L V/H	7 1/2" x 14 1/2"	10 3/4" x 17 3/4"	TC/L 2118	21 1/2" x 18 1/2"	24" x 21"
TC/L/U 718	7 1/2" x 18 1/2"	10" x 21"	TC/L 2126	21 1/2" x 26 1/2"	24" x 29"
TC/L 726	7 1/2" x 26 1/2"	10" x 29"	TC/L 2134	21 1/2" x 34 1/2"	24" x 37"
TC/L/U 734	7 1/2" x 34 1/2"	10" x 37"	TC/L 2818	28 1/2" x 18 1/2"	31" x 21"
TC/L 742	7 1/2" x 42 1/2"	10" x 45"			
TC/L/U 1418	14 1/2" x 18 1/2"	17" x 21"	TCL 77	7 1/2" x 7 1/2"	10" x 10"
TC/L 1426	14 1/2" x 26 1/2"	17" x 29"	TCL 1026	10 1/2" x 26 1/2"	13" x 29"
TC/L 1434	14 1/2" x 34 1/2"	17" x 37"	TCL 1212	12 1/2" x 12 1/2"	15" x 15"
TC/L 1442	14 1/2" x 42 1/2"	17" x 45"	TCL 1818	18 1/2" x 18 1/2"	21" x 21"

Drawing format is
faxed to fit legal
size paper,
8-1/2" x 14"

This drawing was specifically created for:

4985 Pittsburgh Avenue Erie PA. 16509 Toll Free 877/547-3700



Client: _____
System: _____
Date: _____
Scale: 1-1/2" = 1'-0"