

## PRODUCT ID: 1790

### Angle Mount Bracket

#### MODEL

DAM1026-30/45

#### DIMENSIONS

10" H x 26" W x 12" D (est. 7.03 lbs)

#### CONSTRUCTION

Finish: Duranodic Bronze

Material: 1/8" thick aluminum; single bracket has both 30° and 45° angles


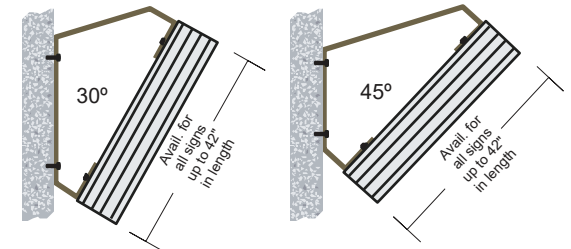

#### INSTALLATION

Note: Sign Mounting Angle: 30°/45° dual angle

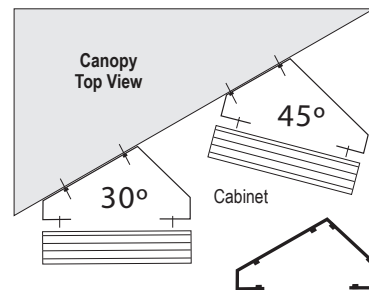
NOTE: Other LED colors, voltages, cabinet sizes, styles, and colors available.

## Product View

NOTE: Sign image may not exactly represent the finished product. For illustration purposes only.



## Installation



One bracket, two angles. Custom angles available.

### Angle Mount

- Remove the back panel.
- Mount the angle bracket to the desired surface (*Fasteners Not Supplied*).
- Mount the back panel to the angle bracket (*Fasteners Not Supplied*).

Note: Make appropriate wiring connections per local codes.



Note: Do not over tighten or distort back panel. Hang the cabinet on the top edge of the back panel

- Hinge cabinet back and replace the screws that were removed in step one on the reverse side.

**Signal-Tech**  
4985 Pittsburgh Ave.  
Erie, PA 16509  
Phone: (877) 547-9900  
Fax: (814) 835-2300  
Email: sales@signal-tech.com  
Website: www.signal-tech.com

**Signal-Tech**

Proudly Made in the USA