

# Dual Angle 30°/45° Mount DAM734-30/45

## PRODUCT NUMBER

1798

## DIMENSIONS

6.75" H x 34" W x 15" D

## INSTALLATION METHOD

Bolted to wall surface with appropriate fasteners.

## SYSTEM USES

Available for all signs. If sign is larger than 42" in length use double post projection mount with custom cut angled baseplates.

## CONSTRUCTION


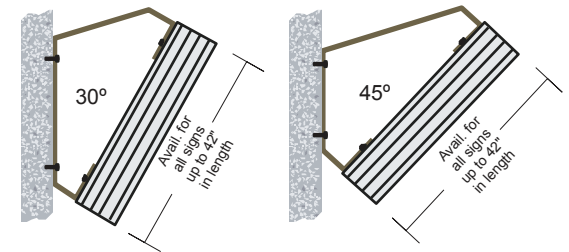

1/8" thick aluminum; single bracket has both 30° and 45° angles.  
Size dependent upon size.

## FINISH

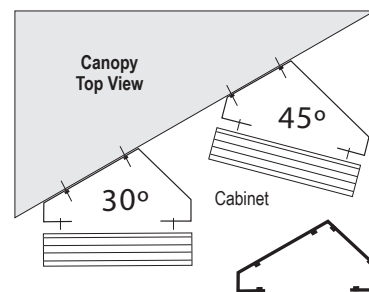
Standard Cabinet Color: Duranodic Bronze  
Custom colors available upon request

## Product View

NOTE: Sign image may not exactly represent the finished product. For illustration purposes only.



## Installation



One bracket, two angles. Custom angles available.

### Angle Mount

- Remove the back panel.
- Mount the angle bracket to the desired surface (*Fasteners Not Supplied*).
- Mount the back panel to the angle bracket (*Fasteners Not Supplied*).

**Note:** Make appropriate wiring connections per local codes.



**Note:** Do not over tighten or distort back panel. Hang the cabinet on the top edge of the back panel

- Hinge cabinet back and replace the screws that were removed in step one on the reverse side.

**Signal-Tech**  
4985 Pittsburgh Ave.  
Erie, PA 16509  
Phone: (877) 547-9900  
Fax: (814) 835-2300  
Email: sales@signal-tech.com  
Website: www.signal-tech.com



Proudly Made in the USA