

PRODUCT ID: 19928
Swivel Wall Mount Bracket

MODEL
SWM734

DIMENSIONS
3.5" H x 34.375" W x 4" D (est. 4.269 lbs)

CONSTRUCTION
Finish: Duranodic Bronze
Material: Formed 1/8" CNC routed aluminum. Holes for mounting sign pre-drilled.

NOTE: Other LED colors, voltages, cabinet sizes, styles, and colors available.

Signal-Tech
4985 Pittsburgh Ave.
Erie, PA 16509
Phone: (877) 547-9900
Fax: (814) 835-2300
Email: sales@signal-tech.com
Website: www.signal-tech.com

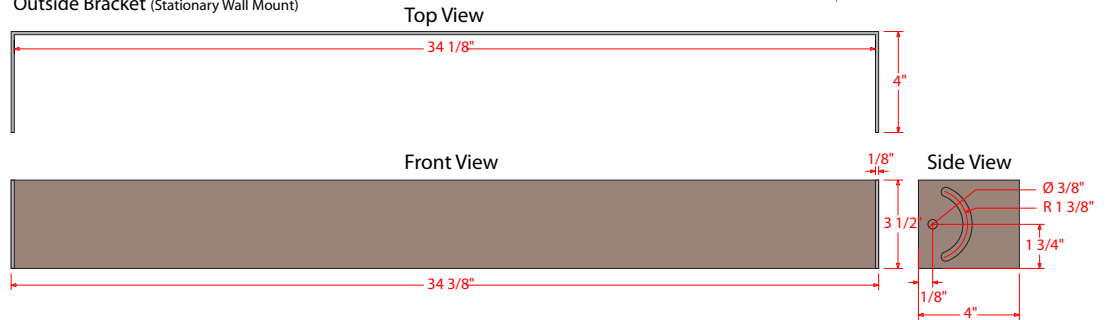


Proudly Made in the USA

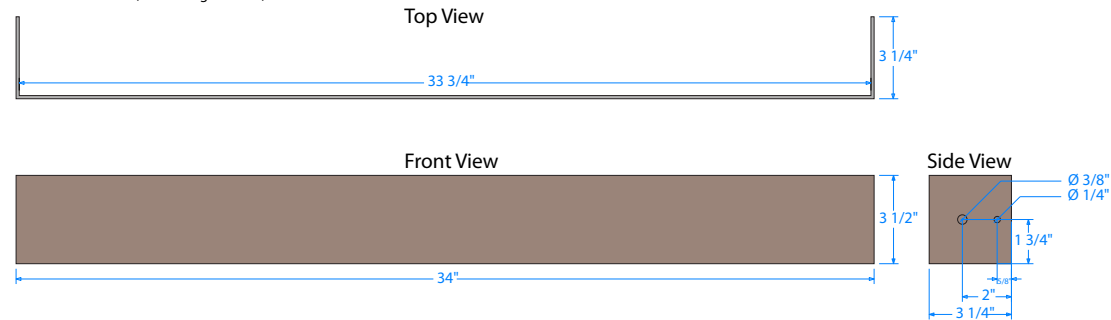
Product View

NOTE: Sign image may not exactly represent the finished product. For illustration purposes only.

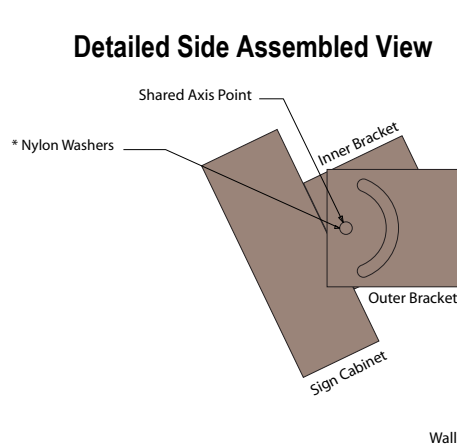
Outside Bracket (Stationary Wall Mount)



Inside Bracket (Swivels Sign Mount)



Detailed Side Assembled View



Detailed Assembled View

