

# Single Post Mount P60

## PRODUCT NUMBER

2887

## DIMENSIONS

60" H x 3" W x 2.25" D

## INSTALLATION METHOD

Direct burial 30" minimum recommended.

## SYSTEM USES

Available for all signs.

## CONSTRUCTION

(2) 2.25" x 3" extruded aluminum post with end caps, 60" in length for direct burial. Includes mounting extrusion and set screw.

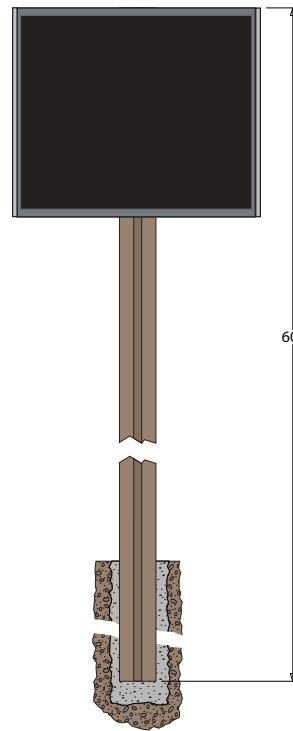
## FINISH

Standard Cabinet Color: Duranodic Bronze  
Custom colors available upon request

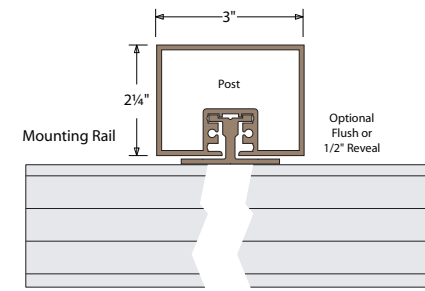
## Product View

NOTE: Sign image may not exactly represent the finished product. For illustration purposes only.

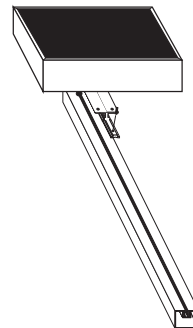
Front View



Top View



## Installation

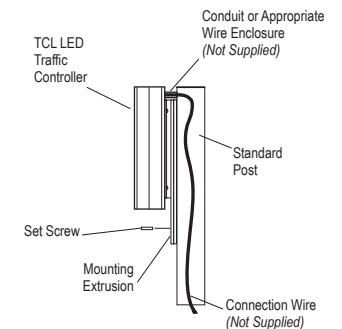


### Center or Double Post Mount

- Lay the post(s) on ground, slide cabinet with mounting extrusion already attached into post slot.
- Align the cabinet flush with top of the post(s).
- Tighten the set screw in the mounting extrusions and fasten the post cap on the post(s).
- Dig one or two 8" diameter by 30" deep holes, insert sign and fill hole with concrete.
- Level the sign both horizontally and vertically.



**Note:** Make appropriate wiring connections per local codes.



**Signal-Tech**  
4985 Pittsburgh Ave.  
Erie, PA 16509  
Phone: (877) 547-9900  
Fax: (814) 835-2300  
Email: sales@signal-tech.com  
Website: www.signal-tech.com



Proudly Made in the USA