

Single Post Mount w/ Baseplate P60B

PRODUCT NUMBER

2888

DIMENSIONS

60" H x 6" W x 6" D

INSTALLATION METHOD

Mount to solid surface using appropriate fasteners using 6" x 6" baseplate.

SYSTEM USES

Available for all signs.

CONSTRUCTION

(1) 2.25" x 3" extruded aluminum post with end cap, 60" in length with welded aluminum 6" x 6" baseplate. Includes mounting extrusion and set screw.

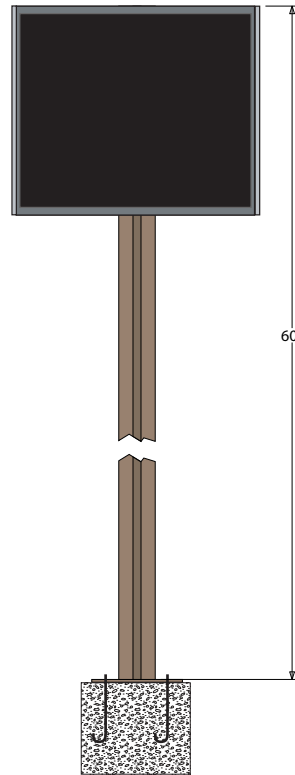
FINISH

Standard Cabinet Color: Duranodic Bronze
Custom colors available upon request

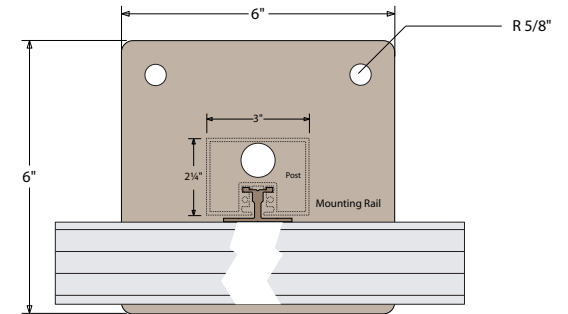
Product View

NOTE: Sign image may not exactly represent the finished product. For illustration purposes only.

Front View

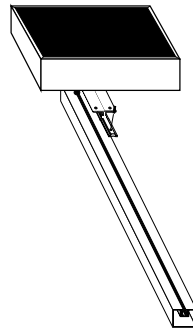


Top View



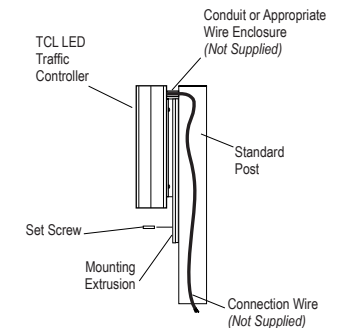
Installation

Single Post Mount



- Lay the post(s) on ground, slide cabinet with mounting extrusion already attached into post slot.
- Align the cabinet flush with top of the post(s).
- Tighten the set screw in the mounting extrusions and fasten the post cap on the post(s).
- Embed "J" hooks into foundation allow to cure and mount posts using appropriate fasteners.

Note: Make appropriate wiring connections per local codes.



Signal-Tech
4985 Pittsburgh Ave.
Erie, PA 16509
Phone: (877) 547-9900
Fax: (814) 835-2300
Email: sales@signal-tech.com
Website: www.signal-tech.com



Proudly Made in the USA