

# Recessed Frame Wall Mount RF734

## PRODUCT NUMBER

3018

## FRAME DIMENSIONS

10" H x 37" W x 2" D

## WALL OPENING

7.5" H X 34.5" W

## INSTALLATION METHOD

1/8" bent aluminum plate. Painted standard Duranodic Bronze.

## SYSTEM USES

Available for all signs.

## CONSTRUCTION

Bent aluminum frame bolted to sign cabinet. Frame bolts to wall surface with appropriate fasteners (not supplied). Painted standard Duranodic Bronze.

## FINISH

Standard Duranodic Bronze. Custom sizes and colors upon request.

**Signal-Tech**  
4985 Pittsburgh Ave.  
Erie, PA 16509  
Phone: (877) 547-9900  
Fax: (814) 835-2300  
Email: sales@signal-tech.com  
Website: [www.signal-tech.com](http://www.signal-tech.com)

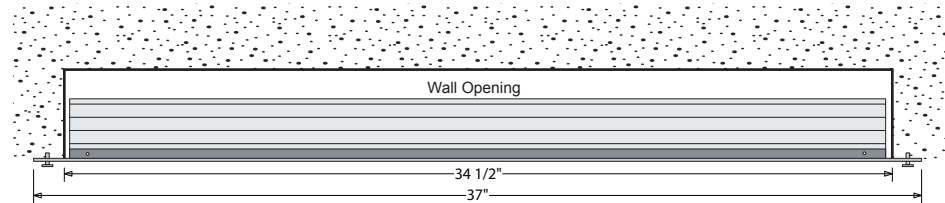


Proudly Made in the USA

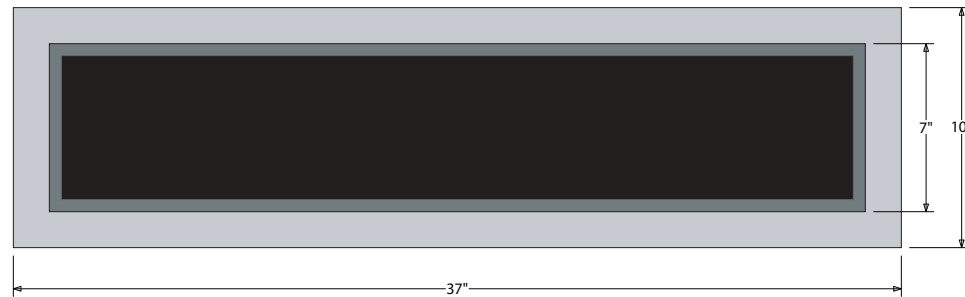
## Product View

NOTE: Sign image may not exactly represent the finished product. For illustration purposes only.

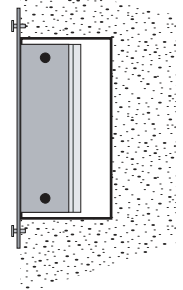
TOP VIEW



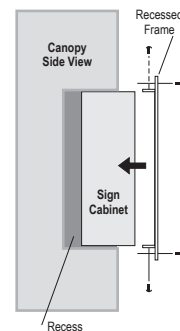
FRONT VIEW



SIDE VIEW



## Installation



### Recessed Frame Mount

- Fasten the recessed mounting bracket flush with the front of the LED traffic controller cabinet, with the supplied fasteners.
- Slide assembled unit into the recess opening.
- Fasten the mounting bracket to the face of the opening with four fasteners (Not Supplied).

**Note:** Make appropriate wiring connections per local codes.