

LED Traffic Signal TCILH-RR

PRODUCT NUMBER

4548

CABINET DIMENSIONS

14" H x 7" W x 9" D

ILLUMINATION SOURCE

Super bright, wide viewing angle Green and Red LEDs
Long life; Up to 100,000+hours

ELECTRICAL

Heavy-duty porcelain sockets with copper screw shell
Standard Voltage: 24 V, Optional Voltages: 12 V, 120 VAC, 240 V, 277V
Maximum amps per lighted message (at 120 V) shown in table below
(2) Light Engines included

CONSTRUCTION

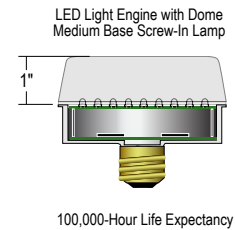
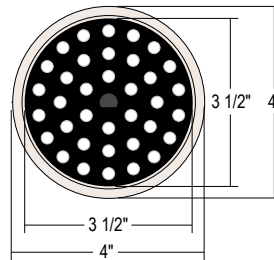
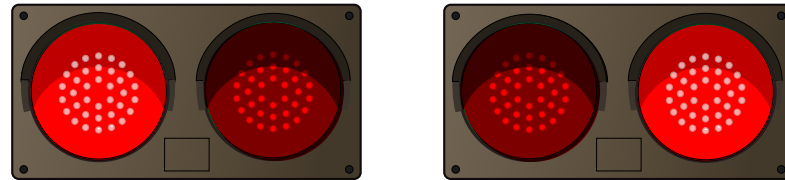
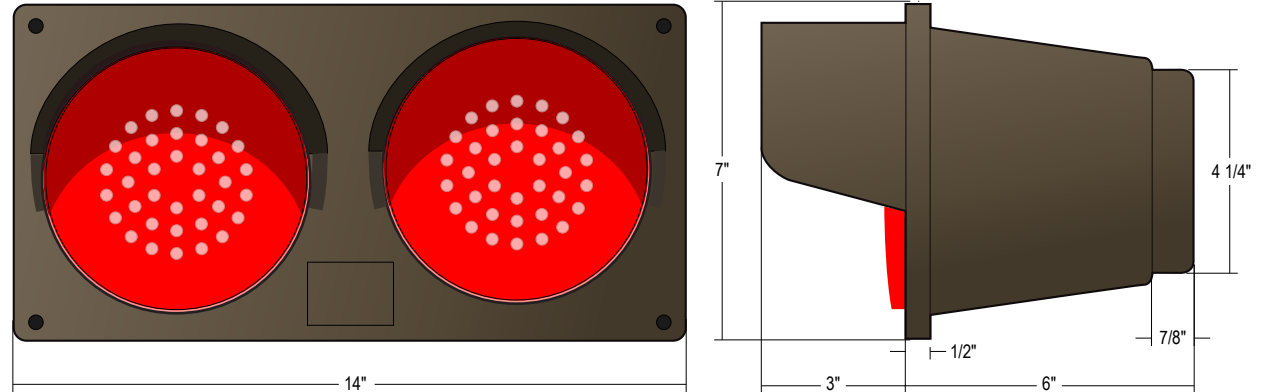
Cabinet: injection molded impact resistant polycarbonate housing and hood
Raceway: .050 Aluminum
Lens Material: Impact resistant tinted Lexan®
Lens Colors: Red, Green, Amber, Blue, and Clear

FINISH

Standard Cabinet Color: Duranodic Bronze
Custom colors available upon request

Product View

NOTE: Sign image may not exactly represent the finished product. For illustration purposes only.



MESSAGE	COLOR	HEIGHT	AMPS
Red Indicator Dot	Red Light Engine	5.5"	0.06
Red Indicator Dot	Red Light Engine	5.5"	0.06

Signal-Tech
4985 Pittsburgh Ave.
Erie, PA 16509
Phone: (877) 547-9900
Fax: (814) 835-2300
Email: sales@signal-tech.com
Website: www.signal-tech.com



Proudly Made in the USA