

# Direct-View LED Traffic Controller TCL726RG-A628

## PRODUCT NUMBER

5970

## CABINET DIMENSIONS

7" H x 26" W x 2.5" D

## ILLUMINATION SOURCE

Super bright, wide viewing angle LEDs  
Available in green, red, blue, amber, and white LEDs  
Messages "blankout" when turned off, eliminating confusion  
Long life, solid state lighting

## ELECTRICAL

Integrated solid state power supply  
Standard Voltage: 120 VAC, Optional Voltages: 9-36 V, 240 VAC, 277 VAC  
Maximum amps per lighted message (at 120 V) shown in the table below  
UL/CUL approved for wet locations

## CONSTRUCTION

Faces: Single Faced Sign  
Extrusion (TCL): Slim line continuous, corrosion resistant, aluminum housing 2.5" deep  
Face Material: Impact Resistant, smoked tinted Polycarbonate 1/8" thick.

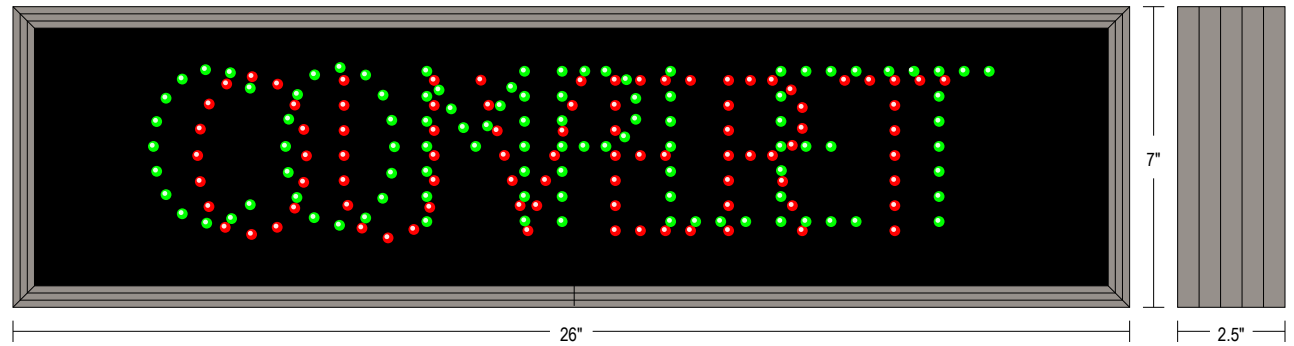
## FINISH

Standard Cabinet Color: Duranodic Bronze  
Custom colors available upon request





## Product View

NOTE: Sign image may not exactly represent the finished product. For illustration purposes only.



MESSAGE	COLOR	HEIGHT	AMPS
OUVERT	Red Wide Angle Oval	3.5"	0.03
COMPLET	Green Wide Angle Oval	3.5"	0.05



**Signal-Tech**  
4985 Pittsburgh Ave.  
Erie, PA 16509  
Phone: (877) 547-9900  
Fax: (814) 835-2300  
Email: sales@signal-tech.com  
Website: [www.signal-tech.com](http://www.signal-tech.com)



Proudly Made in the USA