

# Direct-View LED Traffic Controller TCL734WW-100

## PRODUCT NUMBER

7117

## CABINET DIMENSIONS

7" H x 34" W x 2.5" D



## ILLUMINATION SOURCE

Super bright, wide viewing angle LEDs  
Available in green, red, blue, amber, and white LEDs  
Messages "blankout" when turned off, eliminating confusion  
Long life, solid state lighting

## ELECTRICAL

Integrated solid state power supply  
Standard Voltage: 120 VAC, Optional Voltages: 9-36 V, 240 VAC, 277 VAC  
Maximum amps per lighted message (at 120 V) shown in the table below  
UL/CUL approved for wet locations

## CONSTRUCTION

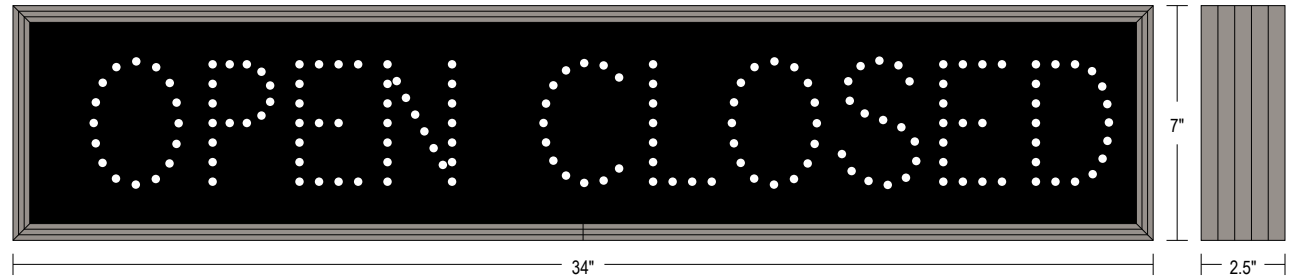
Faces: Single Faced Sign  
Extrusion (TCL): Slim line continuous, corrosion resistant, aluminum housing 2.5" deep  
Face Material: Impact Resistant, smoked tinted Polycarbonate 1/8" thick.

## FINISH

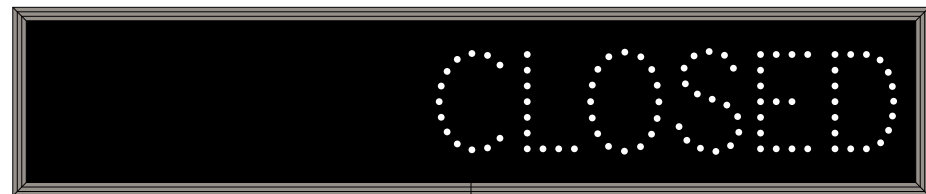

Standard Cabinet Color: Duranodic Bronze  
Custom colors available upon request

## Product View

NOTE: Sign image may not exactly represent the finished product. For illustration purposes only.



MESSAGE	COLOR	HEIGHT	AMPS
OPEN	White Round LED	3.5"	0.03
CLOSED	White Round LED	3.5"	0.05



**Signal-Tech**  
4985 Pittsburgh Ave.  
Erie, PA 16509  
Phone: (877) 547-9900  
Fax: (814) 835-2300  
Email: sales@signal-tech.com  
Website: [www.signal-tech.com](http://www.signal-tech.com)

