

Direct-View LED Traffic Controller TCL1212RG-175DS

PRODUCT NUMBER

7577

CABINET DIMENSIONS

12" H x 12" W x 2.5" D

ILLUMINATION SOURCE

Super bright, wide viewing angle LEDs
Available in green, red, blue, amber, and white LEDs
Messages "blankout" when turned off, eliminating confusion
Long life, up to 100,000+ hours

ELECTRICAL

Integrated solid state power supply
Standard Voltage: 120 VAC, Optional Voltages: 9-36 V, 240 VAC, 277 VAC
Maximum amps per lighted message (at 120 V) shown in the table below
UL/CUL approved for wet locations

CONSTRUCTION

Faces: Single Faced Sign
Extrusions (TCL): Slim line continuous, corrosion resistant, aluminum housing 2.5" deep
Face Material: Impact Resistant, smoke tinted Polycarbonate 1/8" thick.

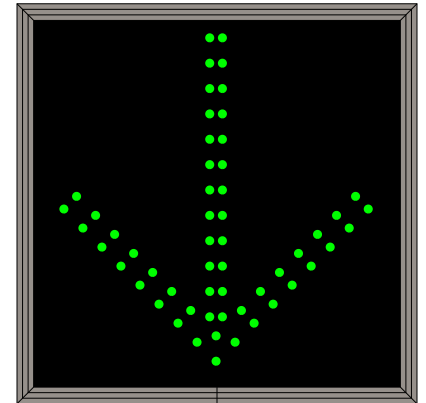
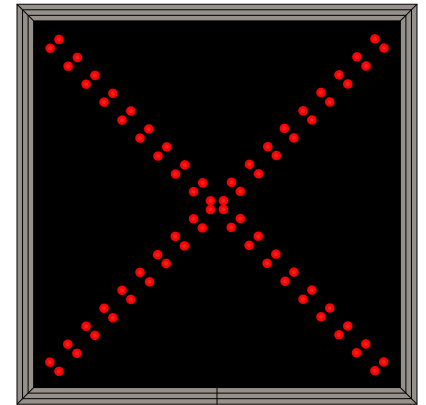
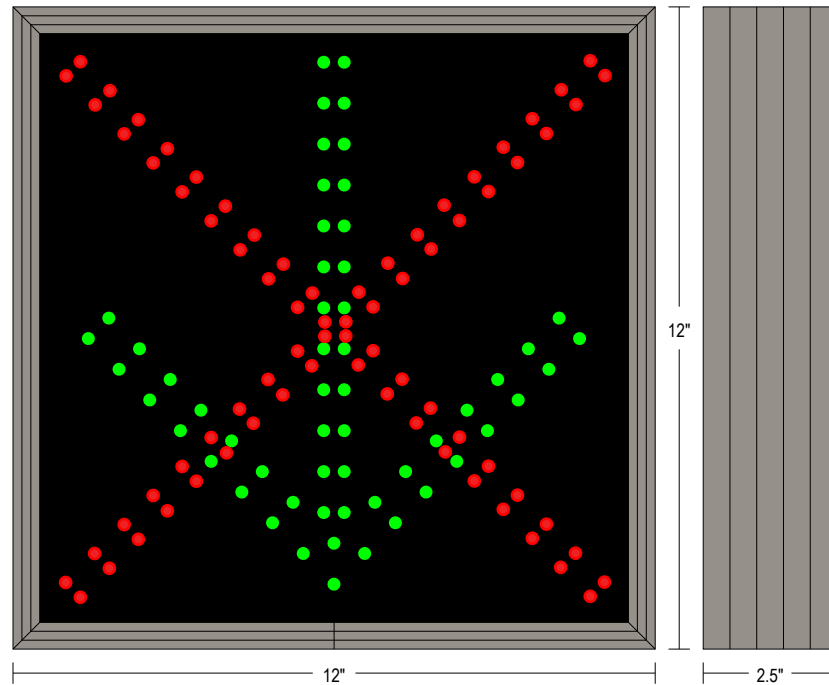
FINISH

Standard Cabinet Color: Duranodic Bronze
Custom colors available upon request



Product View

NOTE: Sign image may not exactly represent the finished product. For illustration purposes only.



MESSAGE	COLOR	HEIGHT	AMPS
DOWN ARROW	Red Wide Angle Oval	9"	0.03
	Green Wide Angle Oval	9"	0.05

Signal-Tech
4985 Pittsburgh Ave.
Erie, PA 16509
Phone: (877) 547-9900
Fax: (814) 835-2300
Email: sales@signal-tech.com
Website: www.signal-tech.com



Proudly Made in the USA