


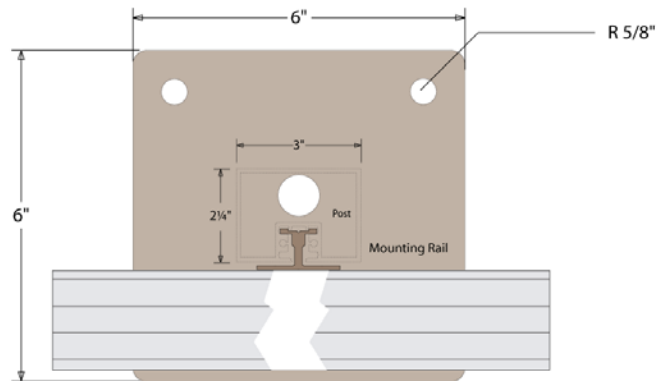
Base Plate Post Mount

NOTE: Sign image may not exactly represent the finished product. For illustration purposes only.

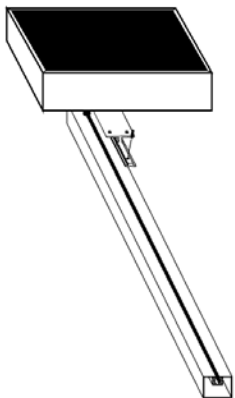
Front View



Top View



Installation



Double Post Mount

- Lay the post(s) on ground, slide cabinet with mounting extrusion already attached into post slot.
- Align the cabinet flush with top of the post(s).
- Tighten the set screw in the mounting extrusions and fasten the post cap on the post(s).
- Embed "J" hooks into foundation allow to cure and mount posts using appropriate fasteners.



Note: Make appropriate wiring connections per local codes.

