



# LED Signs & Signals for *Overhead Doors*


**Signal-Tech**  
LED Directional Signs & Signals

# Commercial Applications

## Certified Service

**“Promote safety by adding signage to each overhead door installation.”**

Use our LED signs to direct drivers to open service or wash bays, maintain a safe workplace for employees and truck drivers at loading docks and warn pedestrians of vehicles entering or exiting a private garage or other controlled access area.



**X | Down Arrow**  
18"h x 18"w x 2½"d  
ID#: 5492  
ID#: 30130 **12-24VDC**




**X | Down Arrow**  
10"h x 10"w x 2½"d  
ID#: 45658  
ID#: 47836 **12-24VDC**



**X | Up Arrow**  
10"h x 10"w x 2½"d  
ID#: 47642  
ID#: 47632 **12-24VDC**



**X | Down Arrow**  
12"h x 12"w x 2½"d  
ID#: 7577  
ID#: 30070 **12-24VDC**



**X | Up Arrow**  
12"h x 12"w x 2½"d  
ID#: 9895  
ID#: 31681 **12-24VDC**

### Our signs are:

- Controlled by software, switch or dry contact relay
- Available in 120-277VAC or 12-24VDC
- Backed by an industry leading warranty



**Right Pedestrian Symbol**  
16"h x 12"w x 2½"d  
ID#: 39857



**Left Pedestrian Symbol**  
16"h x 12"w x 2½"d  
ID#: 38392



**CAUTION VEHICLE EXITING**  
14"h x 18"w x 2½"d  
ID#: 5062  
ID#: 33392 **12-24VDC**



**CAUTION VEHICLE EXITING**  
(Double Faced Cabinet)  
14"h x 18"w x 5½"d  
ID#: 10399  
ID#: 33645 **12-24VDC**



**CAUTION VEHICLE EXITING**  
14"h x 18"w x 2¼"d  
ID#: 38986  
ID#: 51164 **12-24VDC**




**CAUTION VEHICLE EXITING**  
(Double Faced Cabinet)  
14"h x 18"w x 5½"d  
ID#: 39390  
ID#: 42969 **12-24VDC**

# Signal-Tech

**877-547-9900**



# Industrial Applications




14"h x 7"w x 2½"d (Vertical)  
ID#: 19824  
ID#: 42300 **12-24VDC**



## Indicator Dot | X

7"h x 14"w x 2½"d (Horizontal)  
ID#: 21518  
ID#: 30234 **12-24VDC**



14"h x 7"w x 2½"d (Vertical)  
ID#: 5440  
ID#: 30126 **12-24VDC**



## Double Indicator Dots w/o Hoods

7"h x 14"w x 2½"d (Horizontal)  
ID#: 10893  
ID#: 33103 **12-24VDC**



14"h x 7"w x 2½"d (Vertical)  
ID#: 5439  
ID#: 30128 **12-24VDC**



## Double Indicator Dots w/ Hoods

7"h x 14"w x 2½"d (Horizontal)  
ID#: 7383  
ID#: 33826 **12-24VDC**



14"h x 7"w x 6"d (Vertical)  
ID#: 50937  
ID#: 51592 **12-24VDC**



## LED Traffic Controller

7"h x 14"w x 6"d (Horizontal)  
ID#: 52170  
ID#: 51593 **12-24VDC**



**DO NOT EXIT**  
7"h x 34"w x 2¼"d  
ID#: 28505



**SLOW DOWN**  
7"h x 34"w x 2¼"d  
ID#: 49877



**DO NOT ENTER**  
7"h x 34"w x 2½"d  
ID#: 6104



**DO NOT ENTER**  
7"h x 34"w x 2¼"d  
ID#: 25932



**STOP**  
7"h x 18"w x 2½"d  
ID#: 5918



**OPEN | FULL**  
7"h x 18"w x 2½"d  
ID#: 5898



**READY FOR LOADING**  
7"h x 18"w x 2¼"d  
ID#: 49706



**ENTER | EXIT**  
7"h x 18"w x 2½"d  
ID#: 5894



**OPEN | CLOSED**  
7"h x 18"w x 2½"d  
ID#: 5887

## Did you know...?

We believe in American workers.  
Our products are proudly engineered,  
assembled and tested in Erie, PA.

# We do **MORE** than you think...

Let us manufacture a sign that meets **your** unique requirements.

## Personalize **your** design with customized selections:

- Message wording, color and font style
- Illumination style – direct-view or backlit
- Custom paint color and finish – including PMS color matching
- Full color graphics and symbols, including PMS color matching for logo branding

## Optional Accessories:

- Beacon strobe
- Piezo alarm
- Flasher

**Signal-Tech**  
*LED Directional Signs & Signals*

4985 Pittsburgh Avenue • Erie, Pennsylvania 16509  
toll free: **877-547-9900** • fax: **814-835-2300**  
email: [sales@signal-tech.com](mailto:sales@signal-tech.com)

[signal-tech.com](http://signal-tech.com)

Copyright © 2025 Signal Technologies, Inc.