

# PRODUCT ID: 10893

## Outdoor Blank-out LED Direct-view Sign

### MODEL

TCL714RG-225

### DIMENSIONS

7" H x 14" W x 2.5" D (est. 3.262 lbs)



### CLASS

CLASS: TCL Series

Control Method: Switch (not included) or external relay.

### CONSTRUCTION

Cabinet: 1-piece, corrosion resistant, extruded all-weather frame, 2.5" deep.

Face Material: 1/8" impact resistant, smoke-tinted polycarbonate (5109)

Faces: Single Faced Sign

Finish: Duranodic Bronze

Mounting Channel: None

### ELECTRICAL

Flashing: Not Included

Input Voltage: 120-277 VAC

UL/cUL Listed: Listed for wet locations

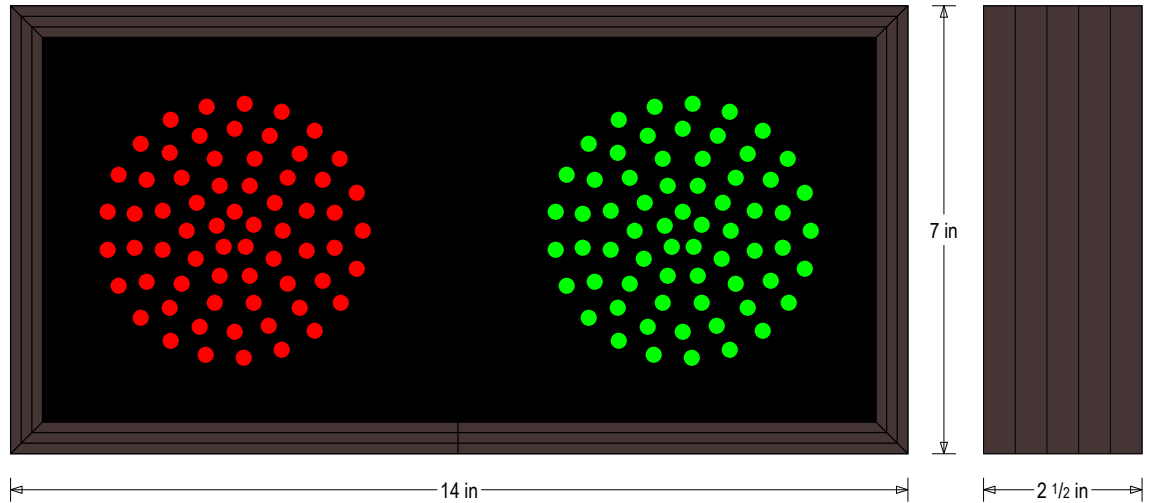
### MESSAGE

Illumination: Super bright direct view LEDs. Message blanks out when off.

Sign Messages: See message table below

## Product View

NOTE: Sign image may not exactly represent the finished product. For illustration purposes only.



MESSAGE	LED/COLOR	HEIGHT	AMPS
Red Indicator Dot	Red Wide Angle LED	4.0"	0.033-0.014
Green Indicator Dot	Green Wide Angle LED	4.0"	0.053-0.023

NOTE: Above messages are independently controlled.

### Signal-Tech

4985 Pittsburgh Ave.

Erie, PA 16509

Phone: (877) 547-9900

Fax: (814) 835-2300

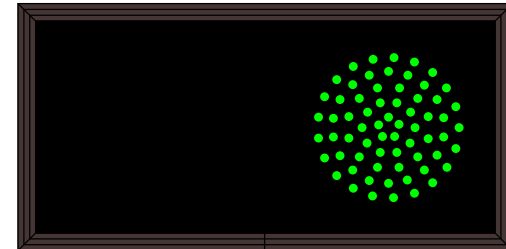
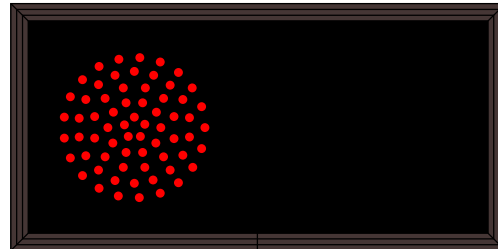
Email: sales@signal-tech.com

Website: www.signal-tech.com



Proudly Made in the USA

### Sample Display Options



### Frame Detail

