

## PRODUCT ID: 12969

### Outdoor Blank-out LED Direct-view Sign

#### MODEL

TCL726GG-C871



#### DIMENSIONS

7" H x 26" W x 2.5" D (est. 5.59 lbs)

#### CLASS

CLASS: TCL Series

Control Method: Switch (not included) or external relay.

#### CONSTRUCTION

Cabinet: 1-piece, corrosion resistant, extruded aluminum frame, 2.5" deep.

Face Material: 1/8" impact resistant, smoke-tinted polycarbonate (5109)

Faces: Single Faced Sign

Finish: Duranodic Bronze

Mounting Channel:

#### ELECTRICAL

Flashing: Not Included

Input Voltage: 120-277 VAC

UL/cUL Listed: Listed for wet locations

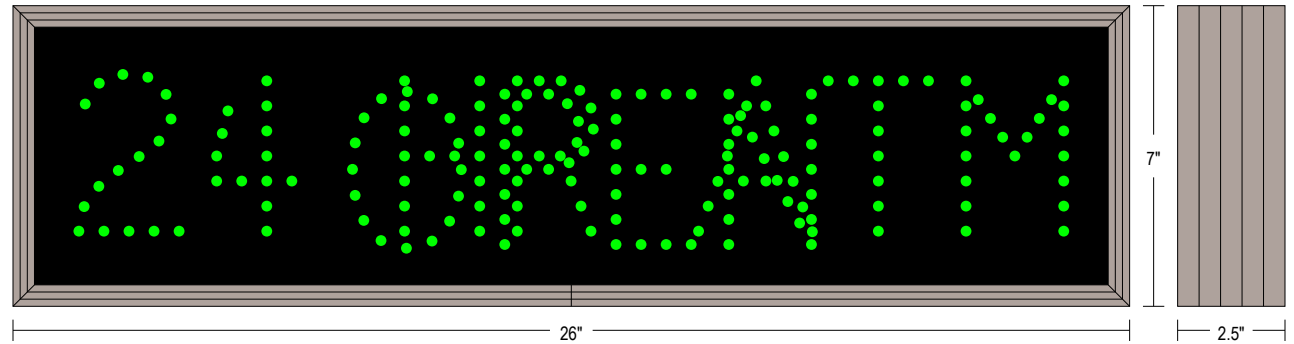
#### MESSAGE

Illumination: Super bright direct view LEDs. Message blanks out when off.

Sign Messages: See message table below

## Product View

NOTE: Sign image may not exactly represent the finished product. For illustration purposes only.

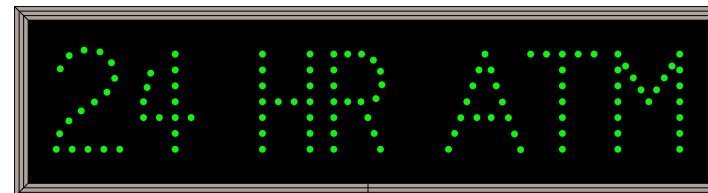
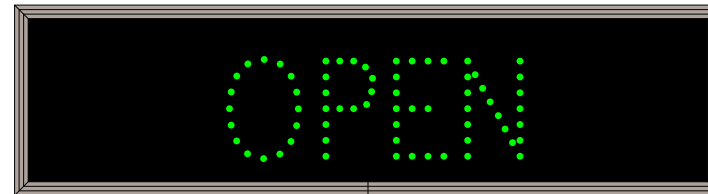


MESSAGE	LED/COLOR	HEIGHT	AMPS
---------	-----------	--------	------

OPEN	Green Wide Angle	3.5"	0.053-0.023
24 HR ATM	Green Wide Angle	3.5"	0.089-0.039

NOTE: Above messages are independently controlled.

### Sample Display Options



#### Signal-Tech

4985 Pittsburgh Ave.

Erie, PA 16509

Phone: (877) 547-9900

Fax: (814) 835-2300

Email: sales@signal-tech.com

Website: www.signal-tech.com



Proudly Made in the USA