

## PRODUCT ID: 14783

### Recessed Frame

#### MODEL

RF1010

#### DIMENSIONS

13" H x 13" W x 1.75" D (est. 2.176 lbs)

#### CONSTRUCTION

**Finish:** Duranodic Bronze

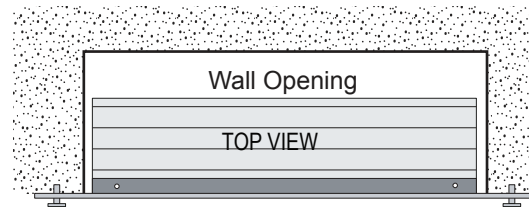
**Material:** Formed 1/8" CNC routed aluminum. Holes for mounting sign pre-drilled.

#### INSTALLATION

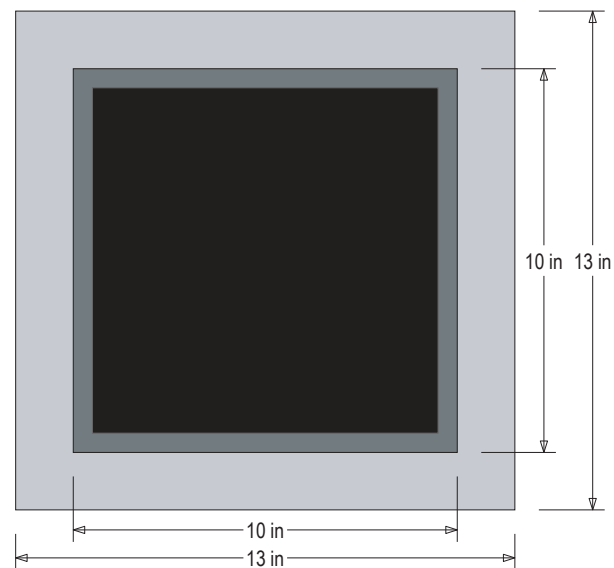
**Note:** Wall opening should be 0.5" larger than sign OD

## Product View

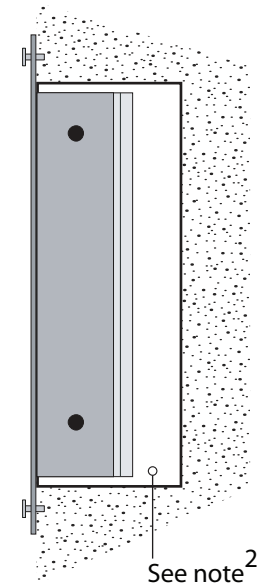
NOTE: Sign image may not exactly represent the finished product. For illustration purposes only.



FRONT VIEW



SIDE VIEW



**Signal-Tech**  
4985 Pittsburgh Ave.  
Erie, PA 16509  
Phone: (877) 547-9900  
Fax: (814) 835-2300  
Email: [sales@signal-tech.com](mailto:sales@signal-tech.com)  
Website: [www.signal-tech.com](http://www.signal-tech.com)

**Signal-Tech**

Note<sup>2</sup>: Allow clearance behind sign per local code or per electrical fittings.