

## PRODUCT ID: 15982

### Outdoor Blank-out LED Direct-view Sign

#### MODEL

TCL1418GGR-A101



#### DIMENSIONS

14" H x 18" W x 2.5" D (est. 5.663 lbs)

#### CLASS

CLASS: TCL Series

Control Method: Switch (not included) or external relay.

#### CONSTRUCTION

Cabinet: 1-piece, corrosion resistant, extruded aluminum frame, 2.5" deep.

Face Material: 1/8" impact resistant, smoke-tinted polycarbonate (5109)

Faces: Single Faced Sign

Finish: Duranodic Bronze

Mounting Channel:

#### ELECTRICAL

Flashing: Not Included

Input Voltage: 120-277 VAC

UL/cUL Listed: Listed for wet locations

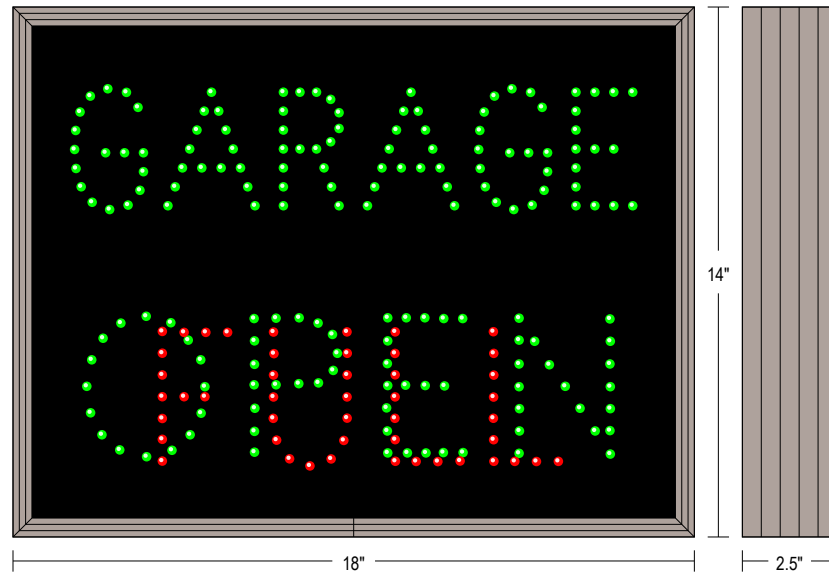
#### MESSAGE

Illumination: Super bright direct view LEDs. Message blanks out when off.

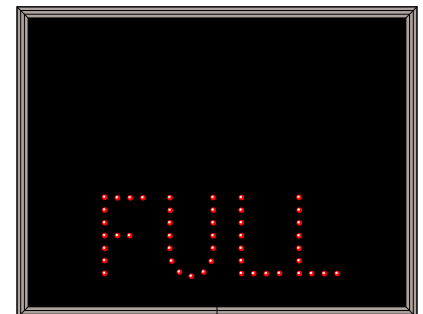
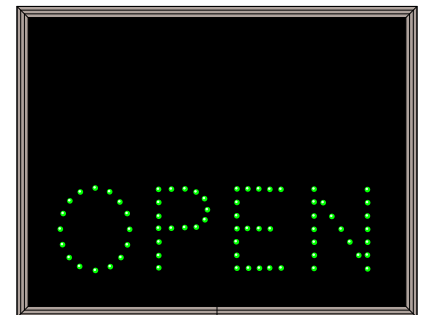
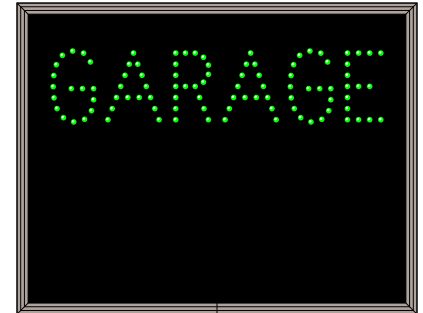
Sign Messages: See message table below

## Product View

NOTE: Sign image may not exactly represent the finished product. For illustration purposes only.



### Sample Display Options



MESSAGE	LED/COLOR	HEIGHT	AMPS
GARAGE	Green Wide Angle LED	3.0"	0.079-0.034
OPEN	Green Wide Angle LED	3.5"	0.055-0.024
FULL	Red Wide Angle LED	3.5"	0.024-0.010

NOTE: Above messages are independently controlled.

#### Signal-Tech

4985 Pittsburgh Ave.

Erie, PA 16509

Phone: (877) 547-9900

Fax: (814) 835-2300

Email: [sales@signal-tech.com](mailto:sales@signal-tech.com)

Website: [www.signal-tech.com](http://www.signal-tech.com)



Proudly Made in the USA