

# PRODUCT ID: 19824

## Outdoor Blank-out LED Direct-view Sign

### MODEL

TCL147GR-E033/120-277VAC



### DIMENSIONS

14" H x 7" W x 2.5" D (est. 3.872 lbs)

### CLASS

CLASS: TCL Series

Control Method: Switch (not included) or external relay.

### CONSTRUCTION

Cabinet: 1-piece, corrosion resistant, extruded all-weather frame, 2.5" deep.

Face Material: 1/8" impact resistant, smoke-tinted polycarbonate (5109)

Faces: Single Faced Sign

Finish: Duranodic Bronze

Mounting Channel: None

### ELECTRICAL

Flashing: Not Included

Input Voltage: 120-277 VAC

UL/cUL Listed: Listed for wet locations

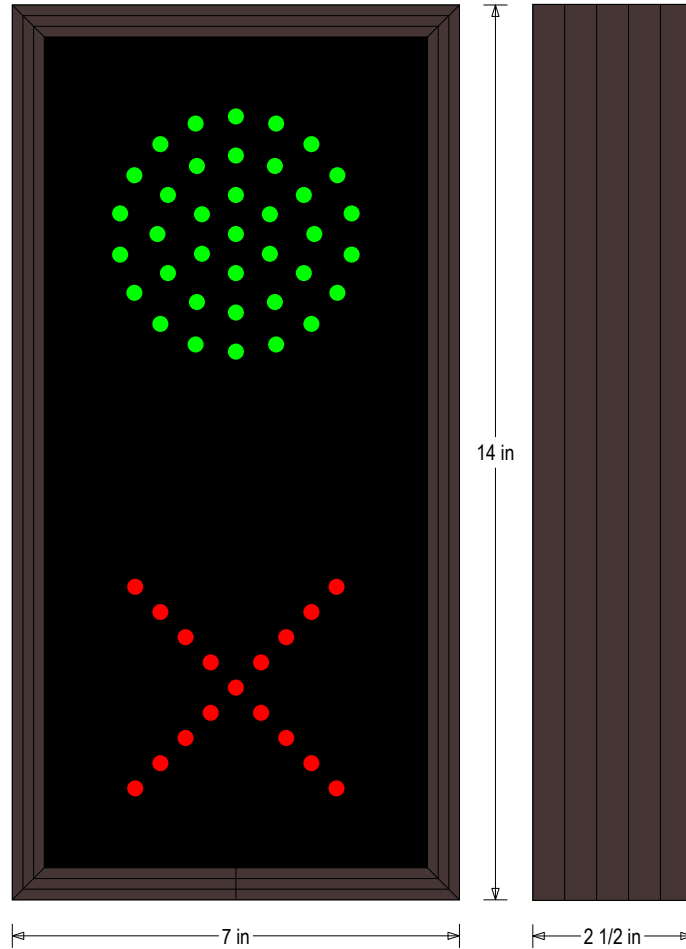
### MESSAGE

Illumination: Super bright direct view LEDs. Message blanks out when off.

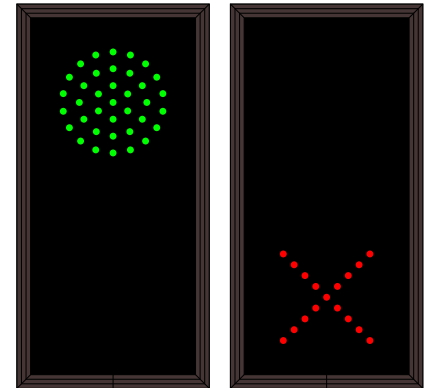
Sign Messages: See message table below

## Product View

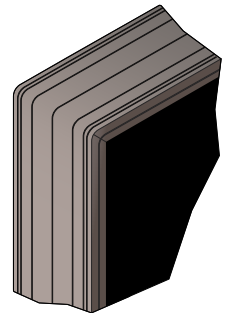
NOTE: Sign image may not exactly represent the finished product. For illustration purposes only.



### Sample Display Options



### Frame Detail



MESSAGE	LED/COLOR	HEIGHT	AMPS
Green Indicator Dot	Green Wide Angle LED	3.625"	0.031-0.013
X	Red Wide Angle LED	3.125"	0.009-0.004

NOTE: Above messages are independently controlled.

### Signal-Tech

4985 Pittsburgh Ave.

Erie, PA 16509

Phone: (877) 547-9900

Fax: (814) 835-2300

Email: sales@signal-tech.com

Website: www.signal-tech.com



Proudly Made in the USA