

## PRODUCT ID: 22505

### Outdoor Blank-out LED Direct-view Sign

#### MODEL

TCL1212RG-E800/120-277VAC



#### DIMENSIONS

12" H x 12" W x 2.5" D (est. 3.819 lbs)

#### CLASS

CLASS: TCL Series

Control Method: Switch (not included) or external relay.

#### CONSTRUCTION

Cabinet: 1-piece, corrosion resistant, extruded all-weather frame, 2.5" deep.

Face Material: 1/8" impact resistant, smoke-tinted polycarbonate (5109)

Faces: Single Faced Sign

Finish: Duranodic Bronze

Mounting Channel: None

#### ELECTRICAL

Flashing: Not Included

Input Voltage: 120-277 VAC

UL/cUL Listed: Listed for wet locations

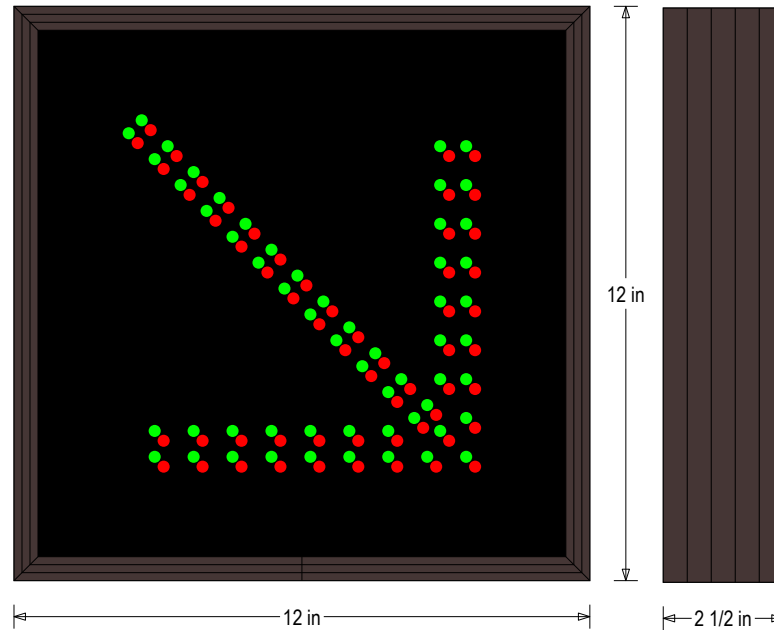
#### MESSAGE

Illumination: Super bright direct view LEDs. Message blanks out when off.

Sign Messages: See message table below

## Product View

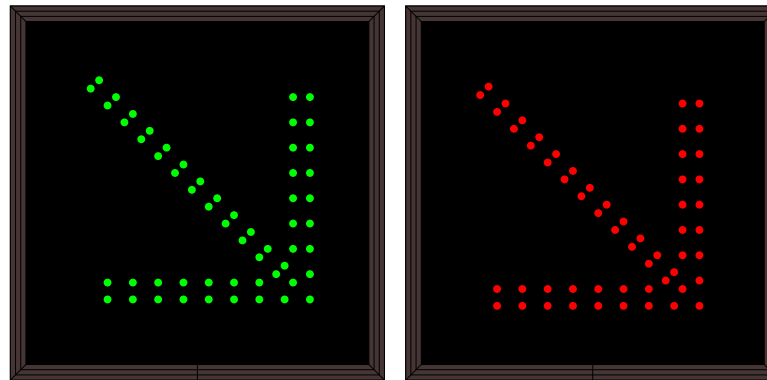
NOTE: Sign image may not exactly represent the finished product. For illustration purposes only.



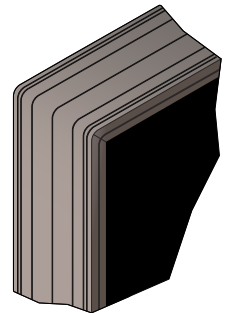
MESSAGE	LED/COLOR	HEIGHT	AMPS
Down Right Arrow	Red Wide Angle LED	7.25"	0.029-0.013
Down Right Arrow	Green Wide Angle LED	7.25"	0.045-0.020

NOTE: Above messages are independently controlled.

### Sample Display Options



### Frame Detail



Signal-Tech  
4985 Pittsburgh Ave.  
Erie, PA 16509  
Phone: (877) 547-9900  
Fax: (814) 835-2300  
Email: sales@signal-tech.com  
Website: www.signal-tech.com

**Signal-Tech**

Proudly Made in the USA