

PRODUCT ID: 3025

Recessed Frame

MODEL

RFI

DIMENSIONS

17" H x 10" W x 1.75" D (est. 2.189 lbs)

CONSTRUCTION

Finish: Duranodic Bronze

Material: Formed 1/8" CNC routed aluminum. Holes for mounting sign pre-drilled.

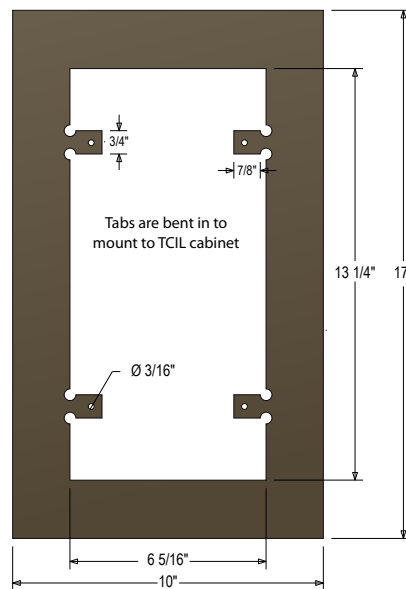
INSTALLATION

Note: Wall opening should be 0.5" larger than sign OD

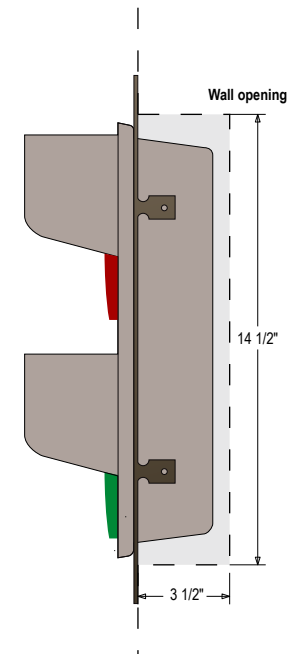
Product View

NOTE: Sign image may not exactly represent the finished product. For illustration purposes only.

Back View




Side View



Wall opening must be 14-1/2" H x 7-1/2" L x 3-1/2" D

Front View



Illustrated using a vertical TCIL LED Signal horizontal similar.

Signal-Tech
4985 Pittsburgh Ave.
Erie, PA 16509
Phone: (877) 547-9900
Fax: (814) 835-2300
Email: sales@signal-tech.com
Website: www.signal-tech.com

Signal-Tech