

## PRODUCT ID: 3048

### Side/Sleeve Mount Bracket

#### MODEL

SM12-SF

#### DIMENSIONS

11" H x 4" W x 2" D (est. 1.167 lbs)

#### CONSTRUCTION

Finish: Duranodic Bronze

Material: 3/16" architectural aluminum angle 6063-T6. Mounting holes pre-drilled.

#### Signal-Tech

4985 Pittsburgh Ave.

Erie, PA 16509

Phone: (877) 547-9900

Fax: (814) 835-2300

Email: sales@signal-tech.com

Website: www.signal-tech.com

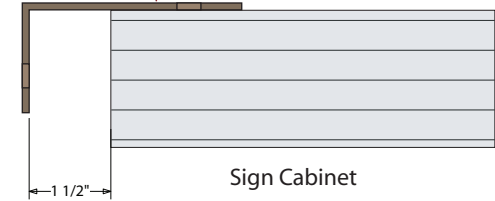
**Signal-Tech**

Proudly Made in the USA

## Product View

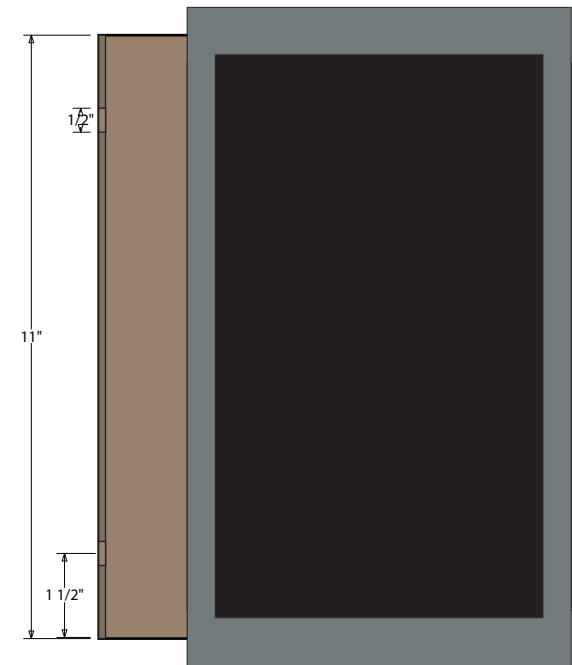
NOTE: Sign image may not exactly represent the finished product. For illustration purposes only.

### Top View



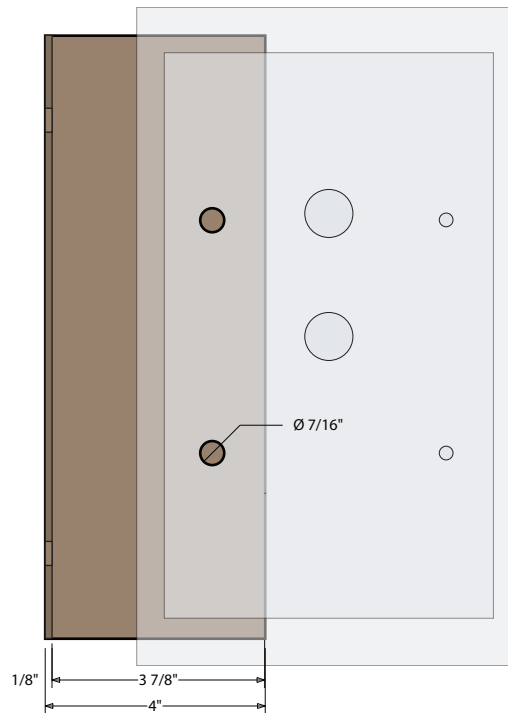
Sign Cabinet

### Front View



Sign Cabinet

### Back View Sign Mounting Surface



### Side Mount

- Remove the back panel.
- Mount the ceiling bracket to the desired surface (*Fasteners Not Supplied*).
- Mount the back panel to the bracket (*Fasteners Not Supplied*).
- Hinge cabinet back and replace the screws that were removed in step one on the reverse side.

**Note:** Make appropriate wiring connections per local codes.



**Note:** Do not over tighten or distort back panel. Hang the cabinet on the top edge of the back panel