

PRODUCT ID: 33826

Outdoor Blank-out LED Direct-view Sign

MODEL

TCL714RG-225H/12-24VDC



DIMENSIONS

7" H x 14" W x 2.5" D (est. 4.454 lbs)

CLASS

CLASS: TCL Series

Control Method: Switch (not included) or external relay.

CONSTRUCTION

Back Construction: 0.050" Lift-n-Shift Back

Cabinet: 1-piece, corrosion resistant, extruded aluminum frame, 2.5" deep.

Face Material: Injection molded, impact resistant Lexan hood with Lexan lenses

Faces: Single Faced Sign

Finish: Duranodic Bronze

Mounting Channel: None

ELECTRICAL

Flashing: Not Included

Input Voltage: 12-24 VDC

Photodimming: None

UL/cUL Listed: Listed for wet locations

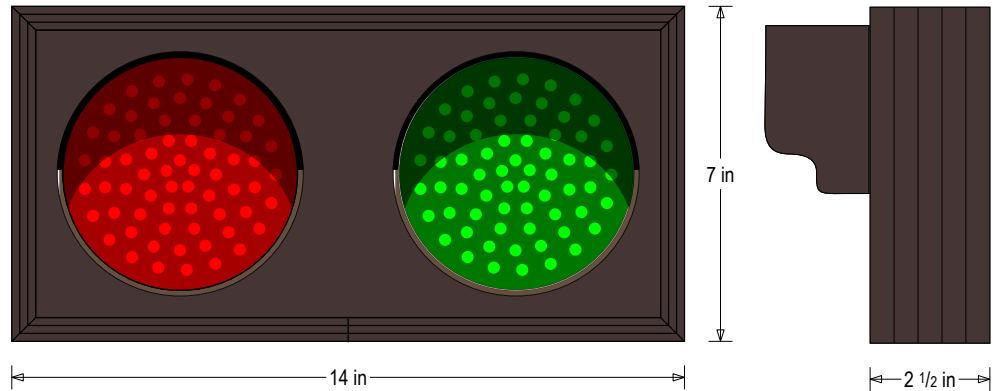
MESSAGE

Illumination: Super bright direct view LEDs. Message blanks out when off.


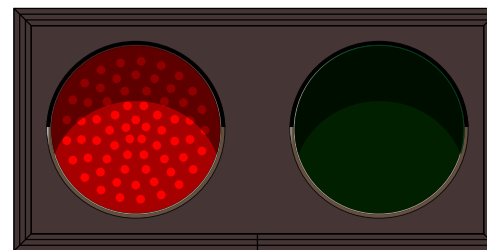
Sign Messages: See message table below

Product View

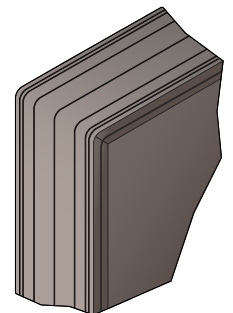
NOTE: Sign image may not exactly represent the finished product. For illustration purposes only.



Sample Display Options



Frame Detail



MESSAGE	LED/COLOR	HEIGHT	AMPS
Red Indicator Dot	Red Wide Angle LED	4.0"	0.333-0.167
Green Indicator Dot	Green Wide Angle LED	4.0"	0.533-0.267

NOTE: Above messages are independently controlled.

Signal-Tech

4985 Pittsburgh Ave.

Erie, PA 16509

Phone: (877) 547-9900

Fax: (814) 835-2300

Email: sales@signal-tech.com

Website: www.signal-tech.com

