

PRODUCT ID: 34392

Outdoor Blank-out LED Direct-view Sign

MODEL

TCL718GR-835/12-24VDC



DIMENSIONS

7" H x 18" W x 2.5" D (est. 5.129 lbs)

CLASS

CLASS: TCL Series

Control Method: Switch (not included) or external relay.

CONSTRUCTION

Cabinet: 2-piece, corrosion resistant, extruded all-weather frame, 2.5" deep.

Face Material: 1/8" impact resistant, smoke-tinted polycarbonate (5109)

Faces: Single Faced Sign

Finish: Duranodic Bronze

Mounting Channel:

ELECTRICAL

Flashing: Not Included

Input Voltage: 12-24 VDC

UL/cUL Listed: Listed for wet locations




MESSAGE

Illumination: Super bright direct view LEDs. Message blanks out when off.

Sign Messages: See message table below

Product View

NOTE: Sign image may not exactly represent the finished product. For illustration purposes only.



MESSAGE

MESSAGE	LED/COLOR	HEIGHT	AMPS
ENTER	Green Wide Angle	3.5"	0.653-0.327
WAIT	Red Wide Angle	3.5"	0.267-0.133

NOTE: Above messages are independently controlled.

Signal-Tech

4985 Pittsburgh Ave.

Erie, PA 16509

Phone: (877) 547-9900

Fax: (814) 835-2300

Email: sales@signal-tech.com

Website: www.signal-tech.com



Proudly Made in the USA