

## PRODUCT ID: 40430

### Indoor Blank-out LED Backlit Sign

#### MODEL

SBL1212GR-B242/120-277VAC



#### DIMENSIONS

12" H x 12" W x 2.5" D (est. 4.694 lbs)

#### CLASS

Class: SBL Series

Control Method: Switch (not included) or external relay.

#### CONSTRUCTION

Cabinet: 1-piece, corrosion resistant, extruded aluminum frame, 2.5" deep.

Face Material: 1/8" thick, dark grey diffused acrylic

Faces: Single Faced Sign

Finish: Duranodic Bronze

Graphic: Printed graphic applied to surface

#### ELECTRICAL

Flashing: Not Included

Input Voltage: 120-277 VAC

UL/cUL Listed: Listed

#### MESSAGE

Color: Black opaque

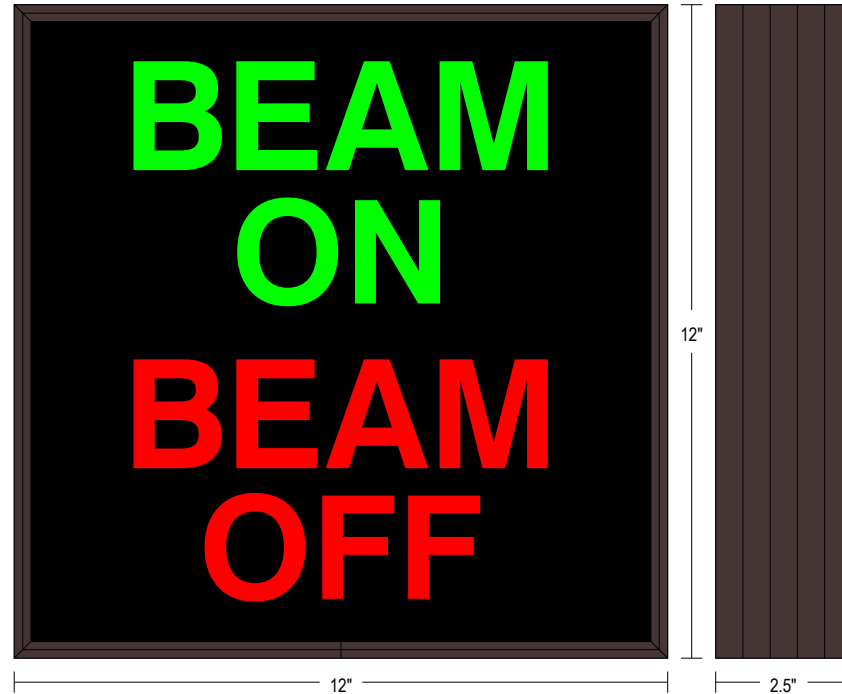
Font: Swiss 721 Bold BT

Illumination: Backlit with LEDs. Message blanks out when off.

Sign Messages: See message table below

## Product View

NOTE: Sign image may not exactly represent the finished product. For illustration purposes only.

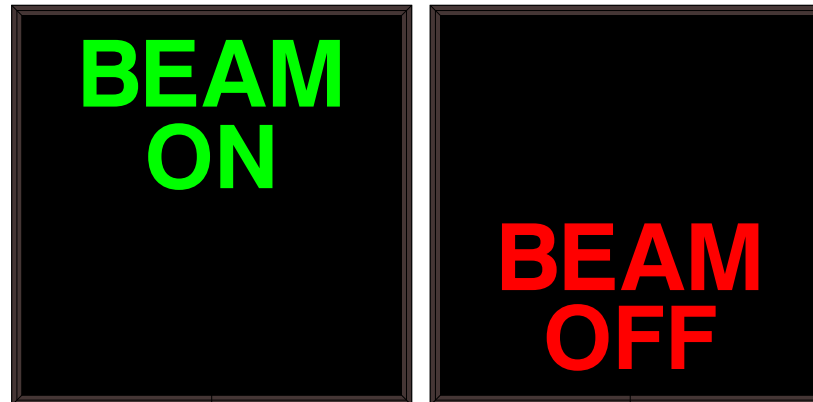


| MESSAGE | LED/COLOR | HEIGHT | AMPS |
|---------|-----------|--------|------|
|---------|-----------|--------|------|


|          |                      |      |             |
|----------|----------------------|------|-------------|
| BEAM ON  | Green Wide Angle LED | 2.0" | 0.049-0.021 |
| BEAM OFF | Red Wide Angle LED   | 2.0" | 0.033-0.014 |

NOTE: Above messages are independently controlled.

### Sample Display Options



### Frame Detail



Signal-Tech  
4985 Pittsburgh Ave.  
Erie, PA 16509  
Phone: (877) 547-9900  
Fax: (814) 835-2300  
Email: sales@signal-tech.com  
Website: www.signal-tech.com

