

PRODUCT ID: 52296

Outdoor Blank-out LED Direct-view Sign

MODEL

TCL926DGRGR-100/120-277VAC



DIMENSIONS

9" H x 26" W x 5.5" D (est. 0 lbs)

CLASS

CLASS: TCL Series

Control Method: Switch (not included) or external relay.

CONSTRUCTION

Back Construction: 0.050" Lift-n-Shift Back

Cabinet: Corrosion resistant, extruded aluminum frame. 5.5" deep, mitered construction.

Face Material: 1/8" impact resistant, smoke-tinted acrylic (5109)

Faces: Double Faced Sign

Finish: Duranodic Bronze

Mounting Channel: None

ELECTRICAL

Flashing: Not Included

Input Voltage: 120-277 VAC

Photodimming: None

UL/cUL Listed: Listed for wet locations

MESSAGE

Illumination: Super bright direct view LEDs. Message blanks out when off.

Sign Messages: See message table below

MESSAGE	LED/COLOR	HEIGHT	AMPS
OPEN	Green Wide Angle LED	6.0"	0.072-0.031
CLOSED	Red Wide Angle LED	6.0"	0.051-0.022
OPEN	Green Wide Angle LED	6.0"	0.072-0.031
CLOSED	Red Wide Angle LED	6.0"	0.051-0.022

NOTE: Above messages are independently controlled.

Signal-Tech

4985 Pittsburgh Ave.

Erie, PA 16509

Phone: (877) 547-9900

Fax: (814) 835-2300

Email: sales@signal-tech.com


Website: www.signal-tech.com




Product View

NOTE: Sign image may not exactly represent the finished product. For illustration purposes only.


Side A



Side B



Sample Display Options



Frame Detail

