

PRODUCT ID: 5855
Outdoor Blank-out LED Direct-view Sign

MODEL
TCL718DGRGR-100/120-277VAC



DIMENSIONS
7" H x 18" W x 5.5" D (est. 7.611 lbs)

CLASS
CLASS: TCL Series
Control Method: Switch (not included) or external relay.

CONSTRUCTION
Back Construction:
Cabinet: Corrosion resistant, extruded aluminum frame. 5.5" deep, mitered construction.
Face Material: 1/8" impact resistant, smoke-tinted acrylic (5109)
Faces: Double Faced Sign
Finish: Duranodic Bronze
Mounting Channel: None

ELECTRICAL
Flashing: Not Included
Input Voltage: 120-277 VAC
Photodimming: None
UL/cUL Listed: Listed for wet locations

MESSAGE
Illumination: Super bright direct view LEDs. Message blanks out when off.
Sign Messages: See message table below

MESSAGE	LED/COLOR	HEIGHT	AMPS
OPEN	Green Wide Angle LEDs	3.5"	0.055-0.024
CLOSED	Red Wide Angle LEDs	3.5"	0.041-0.018
OPEN	Green Wide Angle LEDs	3.5"	0.055-0.024
CLOSED	Red Wide Angle LEDs	3.5"	0.041-0.018

NOTE: Above messages are independently controlled.

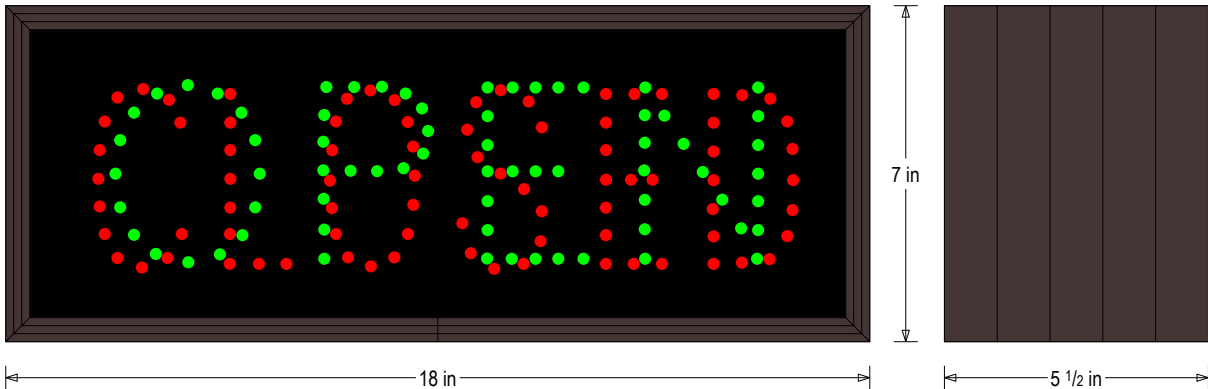
Signal-Tech
4985 Pittsburgh Ave.
Erie, PA 16509
Phone: (877) 547-9900
Fax: (814) 835-2300
Email: sales@signal-tech.com
Website: www.signal-tech.com



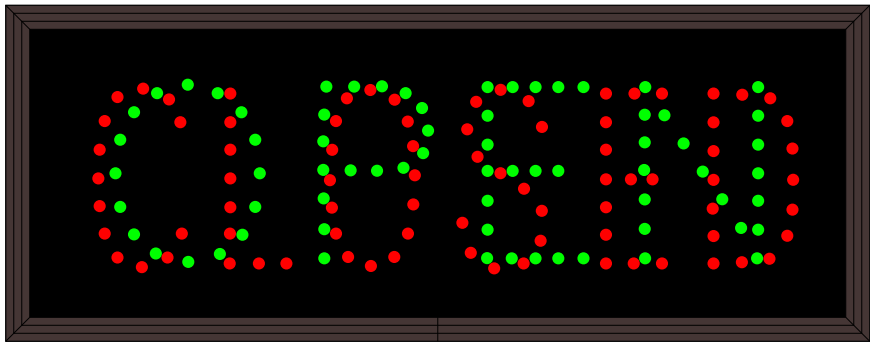
Product View

NOTE: Sign image may not exactly represent the finished product. For illustration purposes only.

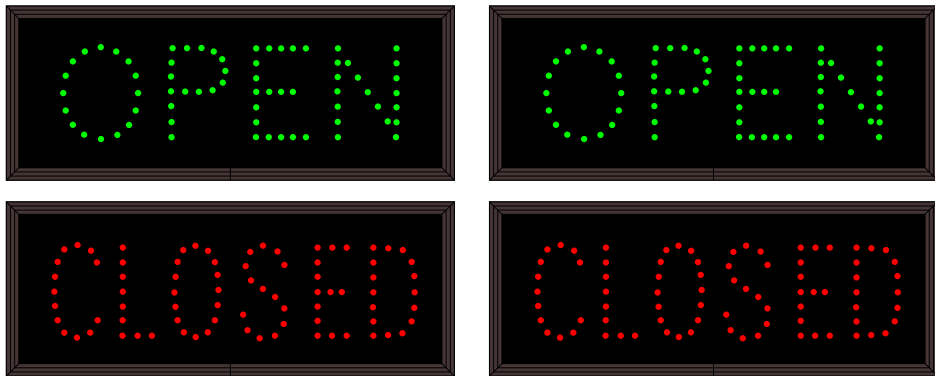
Side A



Side B



Sample Display Options



Frame Detail

