

## PRODUCT ID: 7344

### Recessed Frame

#### MODEL

RF2222

#### DIMENSIONS

25" H x 25" W x 2" D (est. 8.047 lbs)

#### CONSTRUCTION

**Finish:** Duranodic Bronze

**Material:** Formed 1/8" CNC routed aluminum. Holes for mounting sign pre-drilled.

#### INSTALLATION

**Note:** Wall opening should be 0.5" larger than sign OD

#### Signal-Tech

4985 Pittsburgh Ave.

Erie, PA 16509

Phone: (877) 547-9900

Fax: (814) 835-2300

Email: [sales@signal-tech.com](mailto:sales@signal-tech.com)

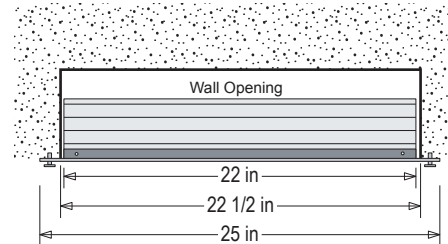
Website: [www.signal-tech.com](http://www.signal-tech.com)

**Signal-Tech**

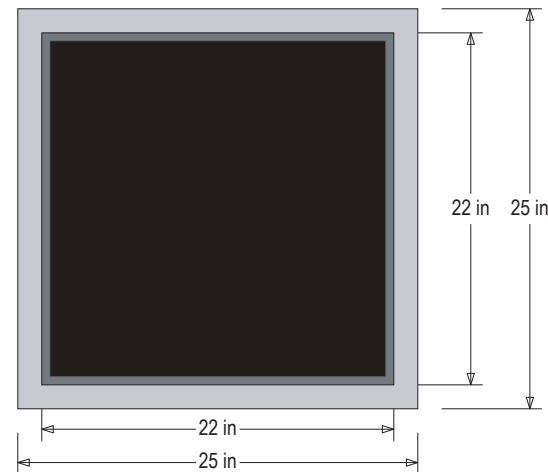
## Product View

NOTE: Sign image may not exactly represent the finished product. For illustration purposes only.

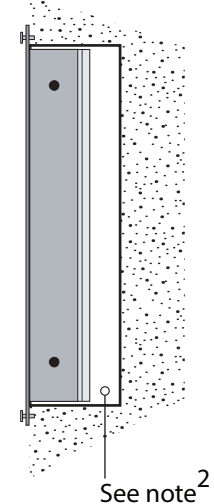
TOP VIEW



FRONT VIEW



SIDE VIEW



Note<sup>2</sup>: Allow clearance behind sign per local code or per electrical fittings.