

# PRODUCT ID: 7577

## Outdoor Blank-out LED Direct-view Sign

### MODEL

TCL1212RG-175DS/120-277VAC



### DIMENSIONS

12" H x 12" W x 2.5" D (est. 4.443 lbs)

### CLASS

CLASS: TCL Series

Control Method: Switch (not included) or external relay.

### CONSTRUCTION

Cabinet: 1-piece, corrosion resistant, extruded all-weather frame, 2.5" deep.

Face Material: 1/8" impact resistant, smoke-tinted polycarbonate (5109)

Faces: Single Faced Sign

Finish: Duranodic Bronze

Mounting Channel: None

### ELECTRICAL

Flashing: Not Included

Input Voltage: 120-277 VAC

UL/cUL Listed: Listed for wet locations

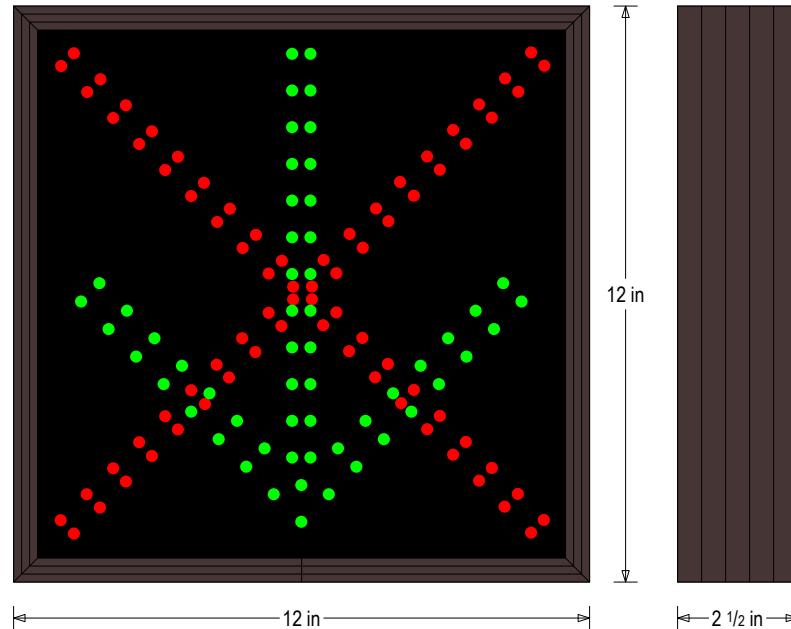
### MESSAGE

Illumination: Super bright direct view LEDs. Message blanks out when off.

Sign Messages: See message table below

## Product View

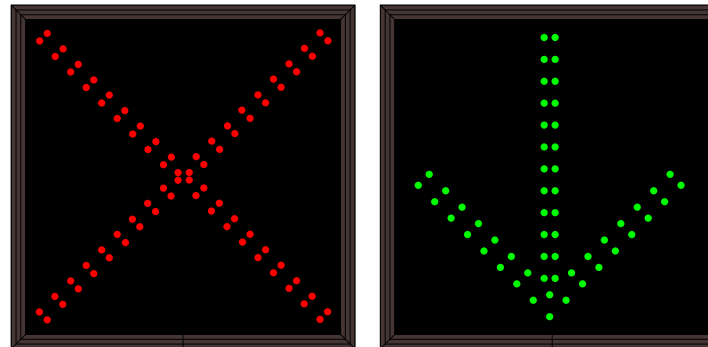
NOTE: Sign image may not exactly represent the finished product. For illustration purposes only.




MESSAGE	LED/COLOR	HEIGHT	AMPS
X	Red Wide Angle LED	10.0"	0.039-0.017
DOWN ARROW	Green Wide Angle LED	9.75"	0.045-0.020

NOTE: Above messages are independently controlled.

### Sample Display Options



### Frame Detail



Signal-Tech  
 4985 Pittsburgh Ave.  
 Erie, PA 16509  
 Phone: (877) 547-9900  
 Fax: (814) 835-2300  
 Email: sales@signal-tech.com  
 Website: www.signal-tech.com



Proudly Made in the USA