

PRODUCT ID: 7899

Outdoor Blank-out LED Direct-view Sign

MODEL

TCL418R-FD



DIMENSIONS

4" H x 18" W x 2.5" D (est. 7.59 lbs)

CLASS

CLASS: TCL Series

Control Method: 3rd Party Integrated Protocol

CONSTRUCTION

Cabinet: 1-piece, corrosion resistant, extruded aluminum frame, 2.5" deep.

Face Material: 1/8" impact resistant, smoke-tinted polycarbonate (5109)

Faces: Single Faced Sign

Finish: Duranodic Bronze

Mounting Channel:

ELECTRICAL

Flashing: Not Included

Input Voltage: 120 VAC

UL/cUL Listed: Listed for wet locations

MESSAGE

Illumination: Super bright direct view LEDs. Message blanks out when off.

Sign Messages: See message table below

MESSAGE	LED/COLOR	HEIGHT	AMPS
Variable Message	Red Wide Angle LED	2.0"	0.160

NOTE: Above messages are independently controlled.

Signal-Tech

4985 Pittsburgh Ave.

Erie, PA 16509

Phone: (877) 547-9900

Fax: (814) 835-2300

Email: sales@signal-tech.com

Website: www.signal-tech.com



Proudly Made in the USA

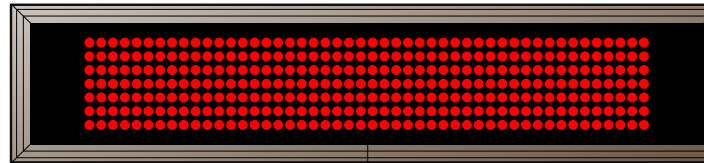
Copyright (C) 2019 Signal-Tech

Product View

NOTE: Sign image may not exactly represent the finished product. For illustration purposes only.

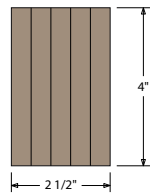
All Interior Hardware Is
Corrosion Resistant

Front View



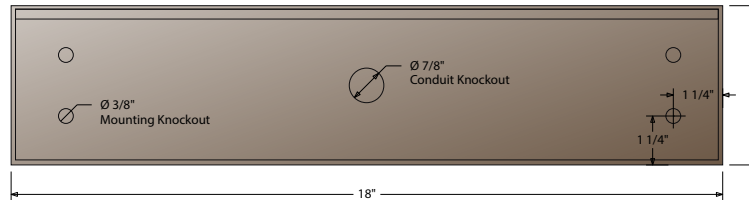
Tinted Polycarbonate Face Panel

Side View



Full Matrix FEE DISPLAY
8 Characters
Characters are 2" tall
and are able to scroll

Back View



Electrical Conduit
Knockout Placement
Middle
(When Viewed From Back)



Fee Display View



CLOSED View



12-Hour Clock Display View



THANK YOU View

Compatible with HUB Parking (Zeag), T2 Systems and SKIDATA protocol.
Internal Mode DIP Switch settings are listed below.

Switch 1	Switch 2	Switch 3	Switch 4	Switch 5	Protocol
ON	OFF	OFF	OFF	OFF	HUB Parking (Zeag)
OFF	ON	OFF	OFF	OFF	T2 Systems
ON	ON	OFF	OFF	OFF	SKIDATA
OFF	OFF	OFF	OFF	ON	TestMode
OFF	OFF	OFF	OFF	OFF	Signal-Tech

If an invalid mode is selected, the display defaults to Test Mode.